



TOWN OF FORTVILLE



714 E. Broadway, Fortville, IN 46040
(317) 485-4044 | www.Fortville.IN.gov

Town Council Agenda Monday, November 3rd, 2025 | 6:30 p.m.

Elected Officials

1st District

- Tonya Davis, 1/1/24-12/31/27
- Sean Morgan, 9/23/2025-12/31/27

2nd District

- Ryan Rummell, 1/1/23-12/31/26
- Libby Wyatt, 1/1/24-12/31/27

At-Large

- Fred "Fritz" Fentz, 1/1/23-12/31/26

Clerk-Treasurer

- Melissa Glazier, 1/1/24-12/31/27

Town Staff Members

- Joe Renner, Town Manager
- Patrick Bratton, Police Chief
- Alex Intermill, Town Attorney

Livestream via Zoom

- Call-In Number: 1-305-224-1968
- Meeting ID: 880 1669 4033
- <https://us02web.zoom.us/j/88016694033>
- Meeting recording available the next business day on YouTube, @townoffortville1865

Upcoming Meetings

- Mon. Nov. 17: Town Council
- Thurs. Nov. 20: Redevelopment Comm.
- Tue. Nov. 25: Plan Commission
- Wed. Nov. 26: Board of Zoning Appeals
- Mon. Dec. 1: Town Council

All meetings begin at 6:30 pm

1. Meeting Opening

- A. Call Meeting to Order
- B. Pledge of Allegiance
- C. Roll Call
- D. Declaration of Quorum
- E. The Council will consider approval of, or any changes to, the evening's meeting agenda.
- F. The Council will consider approval of the minutes of the previous meeting: October 20th, 2025

2. Old Business - NA

3. New Business

- A. Carole Stevens & DeAnn Harmon, President of the Hancock County Business & Professional Women's Club, will join Council President Tonya Davis in proclaiming November 2025 as Indiana Working Women's Recognition Month.
- B. The Council will consider the first reading of Ordinance 2025-____, which assigns zoning designations to the newly annexed Stokes Property located at US 36 and 300 W. A public hearing is scheduled during the Plan Commission meeting on November 25 at 6:30 PM.
- C. The Council will consider the rough draft of the Parks Plan for submittal to the DNR, with a deadline of November 15, 2025. The final draft for the plan will be ready by April 2026.

4. Department Reports

- A. Town - Joe Renner, *Town Manager*
- B. Planning & Building - Adam Zaklikowski, *Director*
- C. Parks & Recreation - Heath Luther, *Manager*
- D. Police - Chief Patrick Bratton - **2025 Quarterly Report**
- E. Clerk-Treasurer - Missy Glazier
- F. Legal - Alex Intermill | *Bose, McKinney, & Evans LLP*

5. Public Comments - 2 minutes per person

6. Council Member Comments

7. Meeting Closure

- A. The Council will consider approving & signing the accounts payable vouchers.
- B. The Council will consider adjourning the meeting.

ADA Accommodations Notice

In accordance with the Americans with Disabilities Act (ADA), the Town of Fortville will provide reasonable accommodations or assistance to ensure individuals with disabilities can participate effectively in public meetings. To request support, please contact Andy Williams, Office Manager, at (317) 482-4048 or awilliams@fortville.in.gov at least 48 hours before the scheduled meeting.

TOWN OF FORTVILLE

ORDINANCE NO. 2025-__

Change of Zoning Classification - Stokes Property (US 36 / 300 W)

RECITALS

1. Pursuant to Indiana Code §§ 36-7-4-600 *et seq.*, the Town Council of the Town of Fortville (“Council” and “Town,” respectively) has lawfully adopted a Zoning Ordinance, the terms of which are applicable to the geographic area consisting of the incorporated area of the Town, and which Zoning Ordinance has been codified in the Town’s Code of Ordinances.
2. Pursuant to Indiana Code § 36-7-4-602, the Council is authorized to amend the map that is part of the Zoning Ordinance.
3. The Fortville Advisory Plan Commission (“Plan Commission”) rendered a _____ Recommendation after conducting a Public Hearing at their meeting on November 24, 2025 regarding a request to assign zoning to newly-annexed certain real property of approximately 120.62 acres from Hancock County CN and Hancock County R1.0 to various Fortville districts as depicted in attached Exhibit A (Legal Description) and Exhibit B (Map).
4. In accordance with Indiana Code § 36-7-4-605, the Plan Commission certified its recommendation regarding the Rezone to the Town Council.
5. The Council has considered the Plan Commission’s recommendation and, in accordance with Indiana Code § 36-7-4-608, desires to adopt the proposed change in zoning for the Real Estate.

NOW, THEREFORE, IT IS HEREBY ORDAINED by the Council as follows:

SECTION 1. The official Zoning Map accompanying and made part of the Zoning Ordinance is hereby amended to change the zoning classification of the real property from Hancock County CN and Hancock County R1.0 to various Fortville districts as depicted in attached Exhibit A (Legal Description) and Exhibit B (Map).

SECTION 2. All prior ordinances or parts thereof inconsistent with any provision of this Ordinance are hereby repealed.

SECTION 3. This Ordinance shall be in full force and effect upon adoption.

[Signature Page Follows]

Introduced and filed on the 3rd day of November, 2025.

Duly ordained and passed on the _____ day of _____, 2025 by the Town Council of the Town of Fortville, Hancock County, Indiana, having been passed by a vote of ____ in favor and ____ opposed.

TOWN OF FORTVILLE, INDIANA, BY ITS TOWN COUNCIL

AYE		NAY
	Tonya Davis President	
	Ryan Rummell Vice President	
	Frederick (Fritz) Fentz Member	
	Elizabeth (Libby) Wyatt Member	
	Sean Morgan Member	

ATTEST:

Melissa Glazier
Clerk-Treasurer

Approved as to Form by: Alex Intermill, Town Attorney, Bose McKinney & Evans LLP

Prepared by: Adam Zaklikowski, AICP, Planning & Building Director

Exhibit A - Legal Description

TO BE PROVIDED BASED ON SURVEY; IN PROCESS.

Exhibit B - Map

(See following page.)

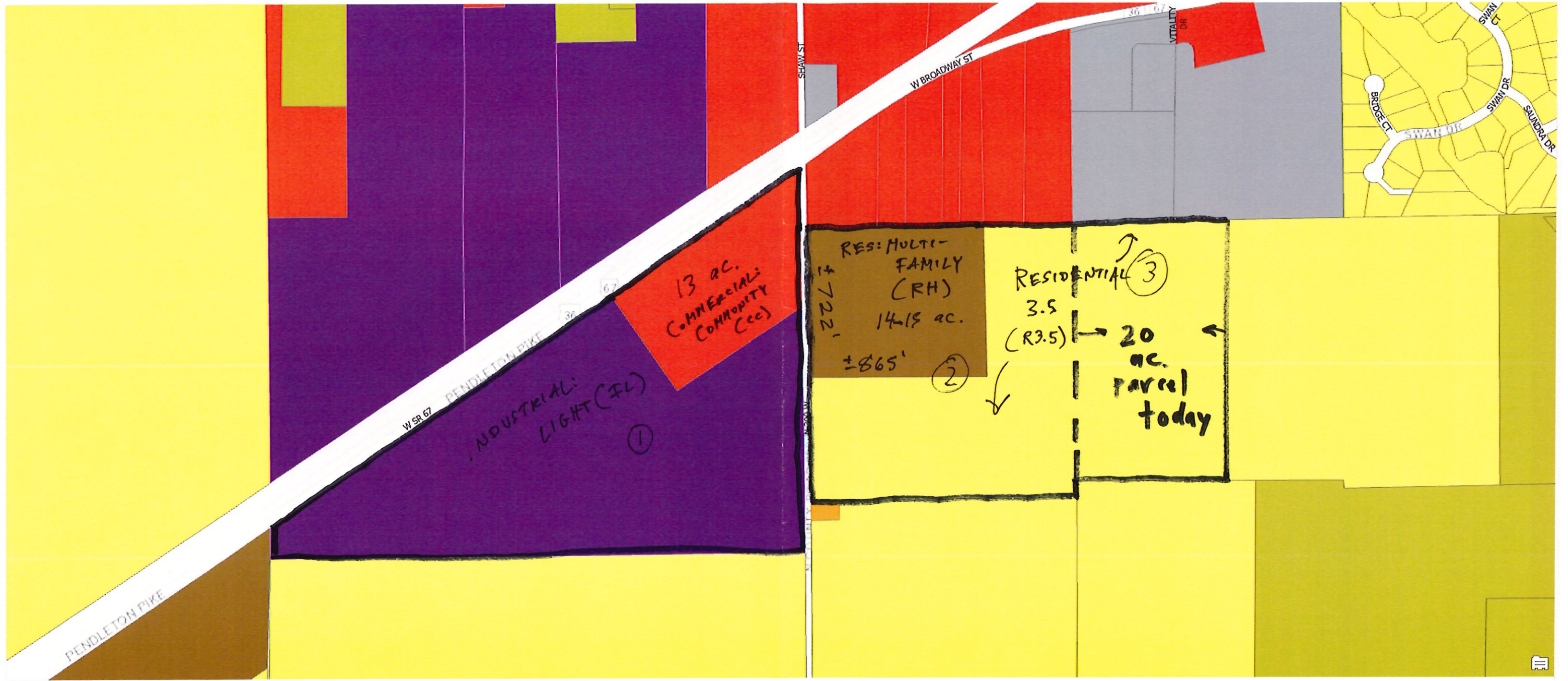
FINAL EXACT VERSION TO BE PROVIDED BASED ON SURVEY; IN PROCESS; DRAFT
ATTACHED.

STOKES REZONE

①②③ = CURRENT PARCELS

— = PROPERTY BOUNDARY

- - - = PARCEL BOUNDARY



az 10/7/25

2026-2031 PARKS AND RECREATION MASTER PLAN



TABLE OF CONTENTS

CHAPTER ONE - INTRODUCTION	2
CHAPTER TWO - COMMUNITY PROFILE	2
2.1 PLANNING AREA – DEMOGRAPHIC ANALYSIS	2
2.2 NATURAL CHARACTERISTICS.....	11
2.3 MAN-MADE, HISTORICAL, AND CULTURAL.....	12
2.4 PARK INVENTORY.....	12
2.5 ACCESSIBILITY AND UNIVERSAL DESIGN	18
CHAPTER THREE – GOVERNANCE.....	22
CHAPTER FOUR - COMMUNITY ENGAGEMENT.....	22
4.1 COMMUNITY SURVEY	22
4.2 FOCUS GROUPS.....	23
CHAPTER FIVE - PARKS AND RECREATION NEEDS AND GROWTH OPPORTUNITIES.....	24
CHAPTER SIX - FINANCIAL STRATEGIES	26
6.1 FINANCIAL OVERVIEW	26
6.2 FUNDING STRATEGIES	26
6.3 CAPITAL IMPROVEMENT PLAN	32
CHAPTER SEVEN - STRATEGIC RECOMMENDATIONS	33
7.1 SHORT TERM ACTION PLAN (0-2 YEARS)	33
7.2 MID TERM ACTION PLAN (3-5 YEARS)	33
7.3 LONG TERM ACTION PLAN (5+ YEARS)	34

CHAPTER ONE - INTRODUCTION

The Master Plan comprehensively outlines the current and future needs of the community and presents a strategic action plan for the next five years. This Master Plan responds to the dynamic shifts within the Fortville community over the last decade. Factors such as population growth, shifting demographics, evolving recreational trends, and the community expectations for the establishment of new parks, facilities, and programs have collectively influenced and redefined the demand for park and recreation services. Consequently, these changes necessitate strategies to effectively create and manage a park and recreation system over the next five years.

CHAPTER TWO - COMMUNITY PROFILE

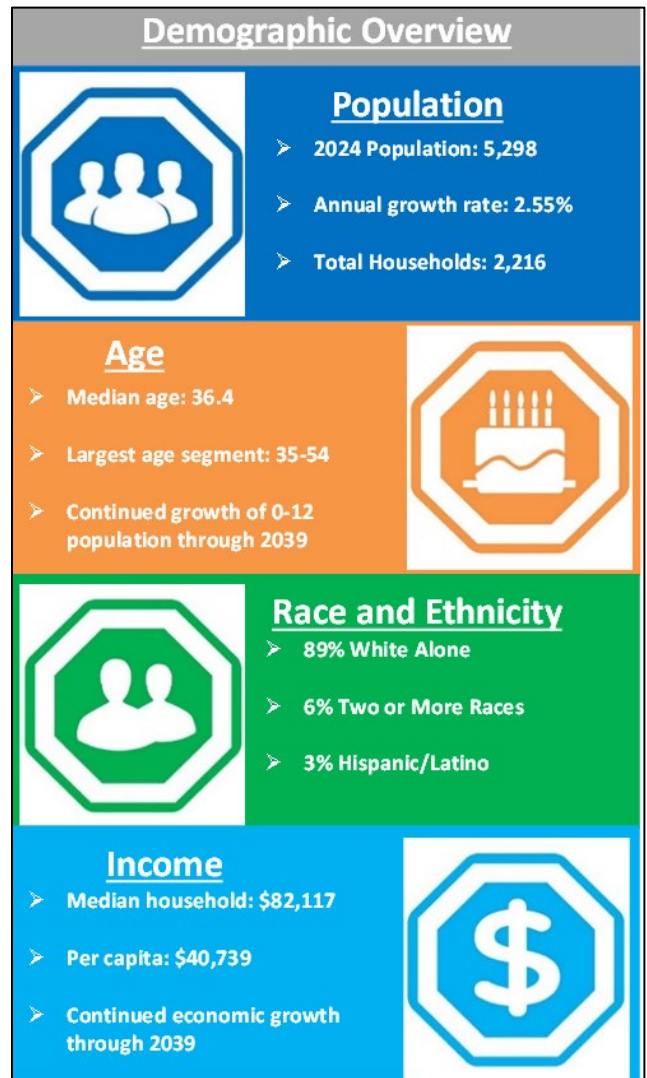
2.1 PLANNING AREA – DEMOGRAPHIC ANALYSIS

A key component of the Master Plan for Parks and Recreation is a Demographics and Recreation Trends Analysis. The purpose of this analysis is to provide Fortville’s Parks Department (“Department”) with insight into the makeup of the population they serve and identify market trends in recreation. The report also helps to quantify the market in and around The Town of Fortville, Indiana (“Town”) and assists in providing a better understanding of the types of parks, facilities, and services used to satisfy the needs of residents.

This analysis is two-fold; it aims to identify the who and the what. First, it assesses the demographic characteristics and population projections of Fortville residents to understand who the Department serves. Second, recreational trends are examined on a national and local level to understand what the population may want to do. Findings from this analysis establish a fundamental understanding that provides a basis for prioritizing the community’s need for parks, trails, facilities, and recreation programs. This assessment is reflective of the Town’s total population and its key characteristics such as age, race, and income levels. It is important to note that future projections are based on historical patterns and unforeseen circumstances during or after the time of the analysis and could have a significant bearing on the validity of projected figures.

2.1.1 METHODOLOGY

Demographic data used for the analysis was obtained from U.S. Census Bureau and from Environmental Systems Research Institute, Inc. (ESRI), the largest research and development organization dedicated to Geographical Information Systems (GIS) and specializing in population projections and market trends. All data was acquired in April 2025 and reflects actual numbers as reported in the 2020 Census. ESRI then estimates the current population (2024) as well as a 5-year projection (2029). A straight line linear regression was used to forecast demographic characteristics for 10 and 15-year projections (2034 and 2039).



2.1.2 RACE AND ETHNICITY DEFINITIONS

The minimum categories for data on race and ethnicity for Federal statistics, program administrative reporting, and civil rights compliance reporting are defined below. The Census 2020 data on race are not directly comparable with data from the 2010 Census and earlier censuses; therefore, caution must be used when interpreting changes in the racial composition of the US population over time. The latest (Census 2020) definitions and nomenclature are used within this analysis.

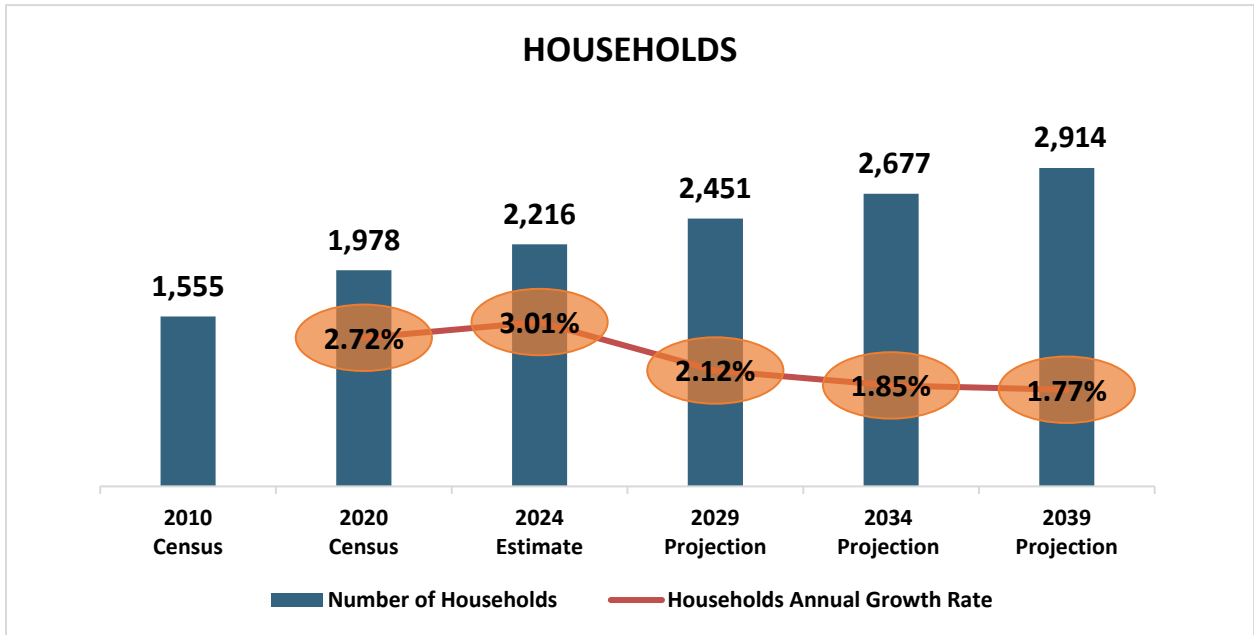
- **American Indian or Alaska Native:** A person having origins in any of the original peoples of North and South America (including Central America), and who maintains tribal affiliation or community attachment.
- **Asian:** A person having origins in any of the original peoples of East Asia, Southeast Asia, or the Indian subcontinent including, for example, Cambodia, China, India, Japan, Korea, Malaysia, Pakistan, the Philippine Islands, Thailand, and Vietnam.
- **Black or African American:** A person having origins in any of the black racial groups of Africa.
- **Hispanic or Latino:** A person of Cuban, Mexican, Puerto Rican, South or Central American, or other Spanish culture or origin, regardless of race.
- **Native Hawaiian or Other Pacific Islander:** A person having origins in any of the original peoples of Hawaii, Guam, Samoa, or other Pacific Islands.
- **White:** A person having origins in any of the original peoples of Europe, the Middle East, or North Africa.

Census states that “the race and ethnicity categories generally reflect social definitions in the U.S. and are not an attempt to define race and ethnicity biologically, anthropologically, or genetically. We recognize that the race and ethnicity categories include racial, ethnic, and national origins and sociocultural groups.”

Please note: The Census Bureau defines Race as a person’s self-identification with one or more of the following social groups: White, Black, or African American, Asian, American Indian, and Alaska Native, Native Hawaiian and Other Pacific Islander, some other race, or a combination of these. Ethnicity is defined as whether a person is of Hispanic / Latino origin or not. For this reason, the Hispanic/Latino ethnicity is viewed separate from race throughout this demographic analysis.

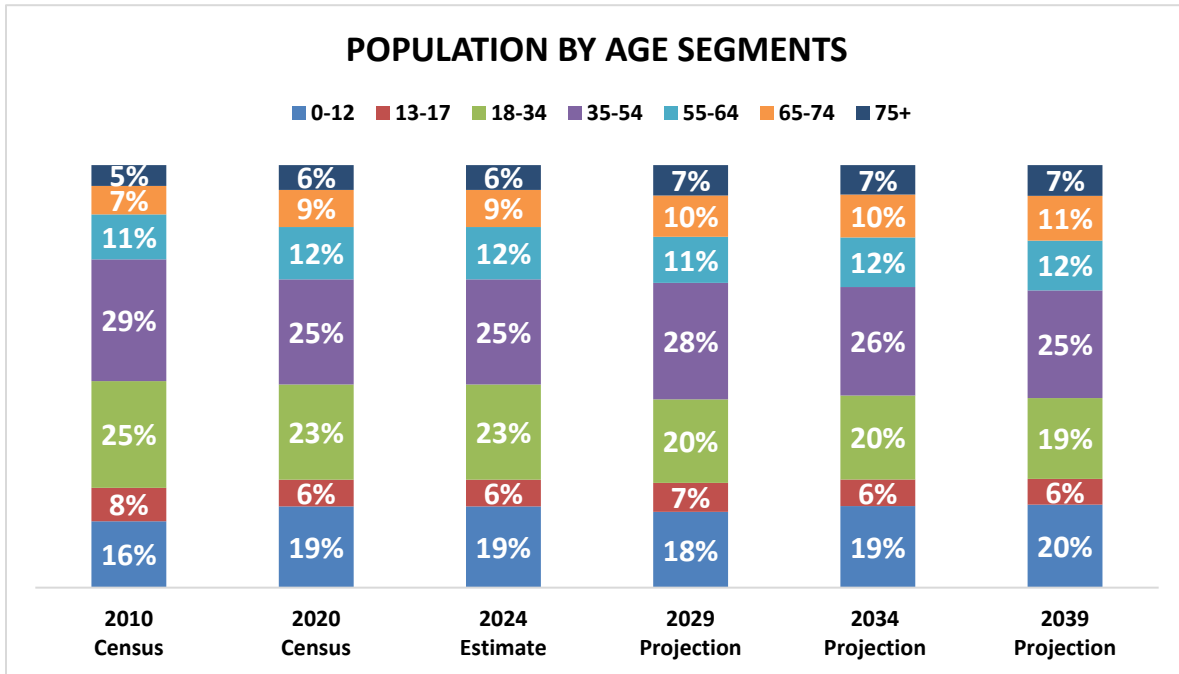
POPULATION

The Town has an increasing population with yearly rates of change from 2010 to 2024. In fact, the population has increased from 3,938 in 2010 to an estimated **5,298 in 2024**. The Town’s population is expected to continue to rise in the following 15 years, where it is projected to reach **6,662 residents by 2039**. The total number of households has increased at a proportional rate, rising from 1,555 in 2010 to an estimated **2,216 in 2024**. By 2039, it is estimated that there will be **2,914 total households** within Fortville, which is likely to continue to increase.



2.1.4 AGE SEGMENTATION

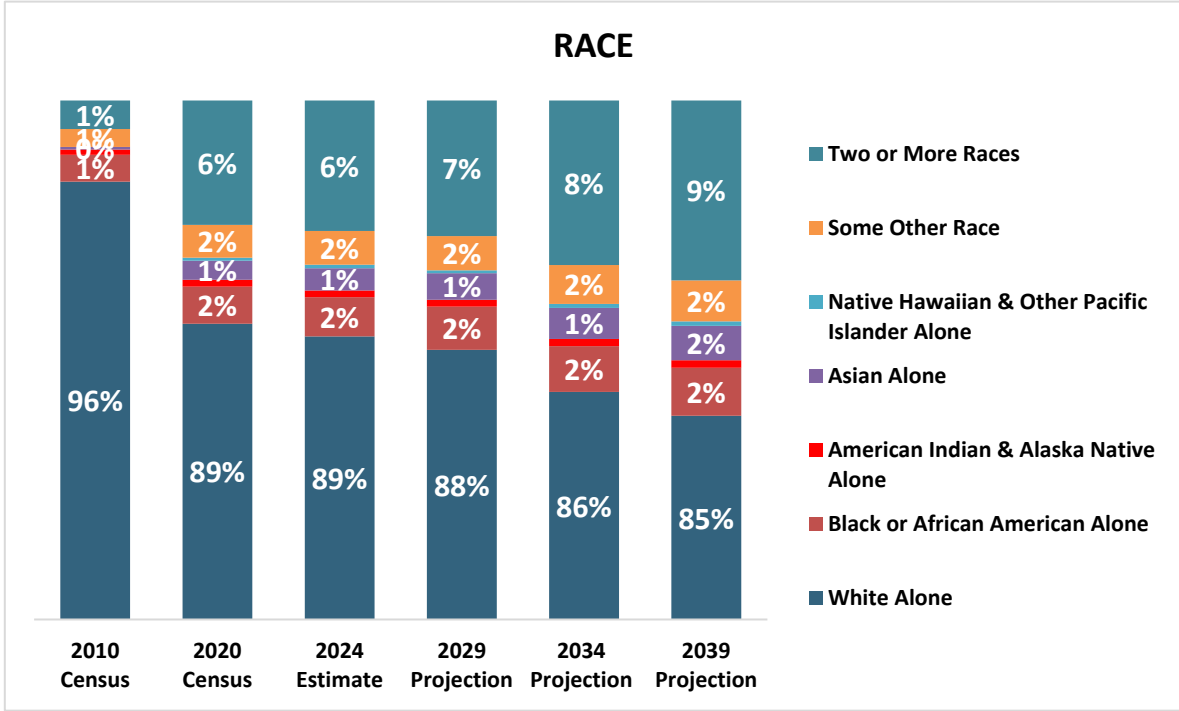
The largest age segments of the Town’s current population are **35-54** (25%), **18-34** (23%), and **0-12** (19%), demonstrating a family-centric population. Within the community, there is an aging trend, with people between the ages of 18-34, decreasing from making up 25% of the population in 2010 to **19% of the population by 2039**; meanwhile, the 65-74 age group is projected to increase from 7% of the population in 2010 to **11% of the population by 2039**. The median age has slightly increased from 35.7 in 2010 to **36.4 in 2024** and is projected to continue in the coming years. Therefore, the Town should look to expand services for an increasing middle-aged and older adult demographic while keeping in mind the needs of families within the service area.



Fortville’s Population by Age Segments

2.1.5 RACE

Analyzing race, The Town’s current population makeup is **slightly diverse**, with the 2024 estimate showing 89% of the population being White Alone, along with **‘Two or More Races’** (6%) and **‘Black or African American Alone’** (2%) representing the next largest categories. Predictions for 2029 and beyond expect the population to diversify, with a decrease in the White Alone population accompanied by increases in the other populations **by 2039 (Figure 6)**.

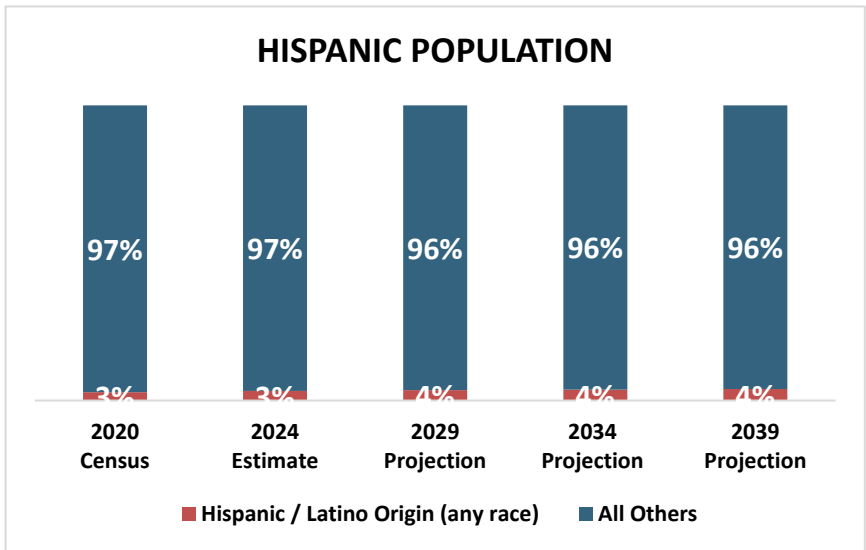


Fortville's Population by Race

2.1.6 ETHNICITY

The Town's population was also assessed based on Hispanic/Latino ethnicity, which by the Census Bureau definition is viewed independently from race. **It is important to note that individuals who are Hispanic/Latino in ethnicity can also identify with any racial categories identified above.**

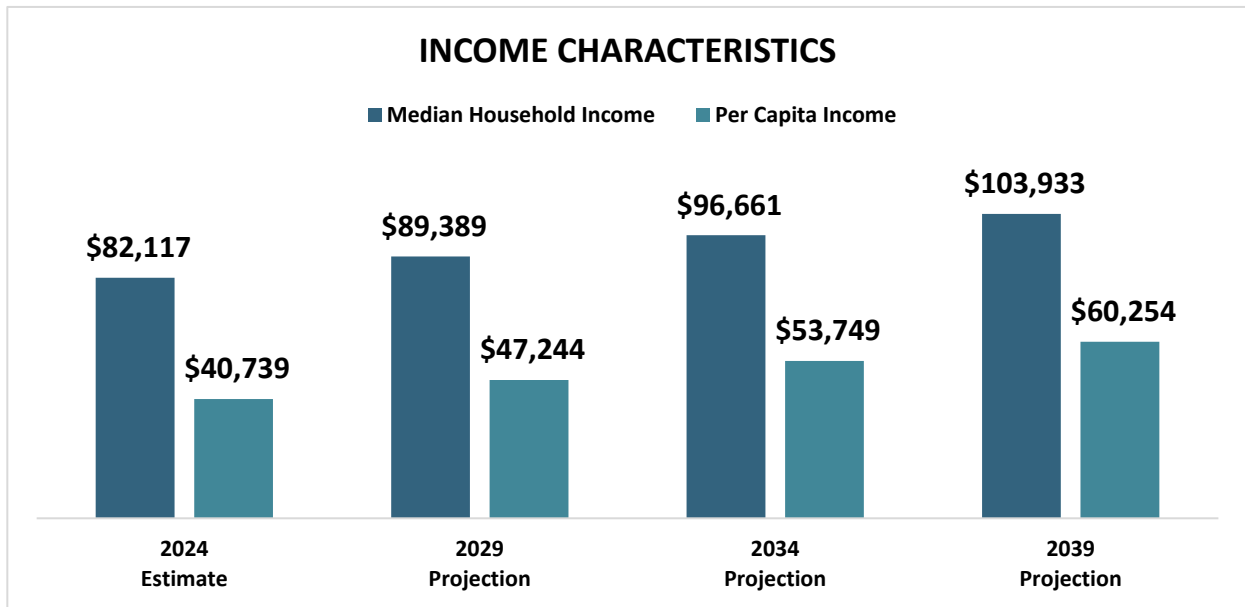
Based on the 2024 estimate, people of Hispanic/Latino origin represent **3% of Fortville's population**, which is below the national average (19% Hispanic/Latino), but above the state of Indiana average (8.8% Hispanic/Latino). The Town's Hispanic/Latino population has experienced a minor increase over time and is expected to continue growing slightly to **4% of the total population by 2039.**



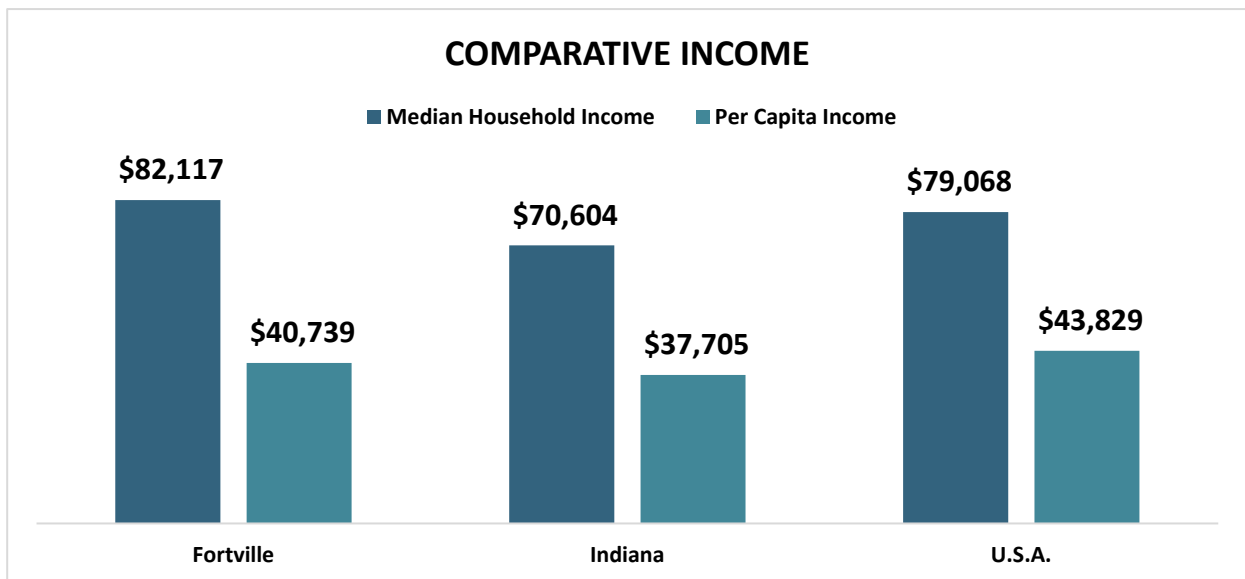
Fortville's Hispanic Population

2.1.7 INCOME CHARACTERISTICS

When analyzing income, the per capita income is that earned by an individual while the median household income is based on the total income of everyone over the age of sixteen living within the same household. Fortville’s 2024 **per capita income (\$40,739)** is above the Indiana average (\$37,705), while the Town’s 2024 **median household income (\$82,117)** is also above the Indiana median (\$70,604). Fortville projects to increase in both median household and per capita income, where the averages are expected to increase to **\$103,933 and \$60,254, respectively by 2039**. These income projections should be taken into consideration when the Department is establishing pricing for future parks and recreation services.



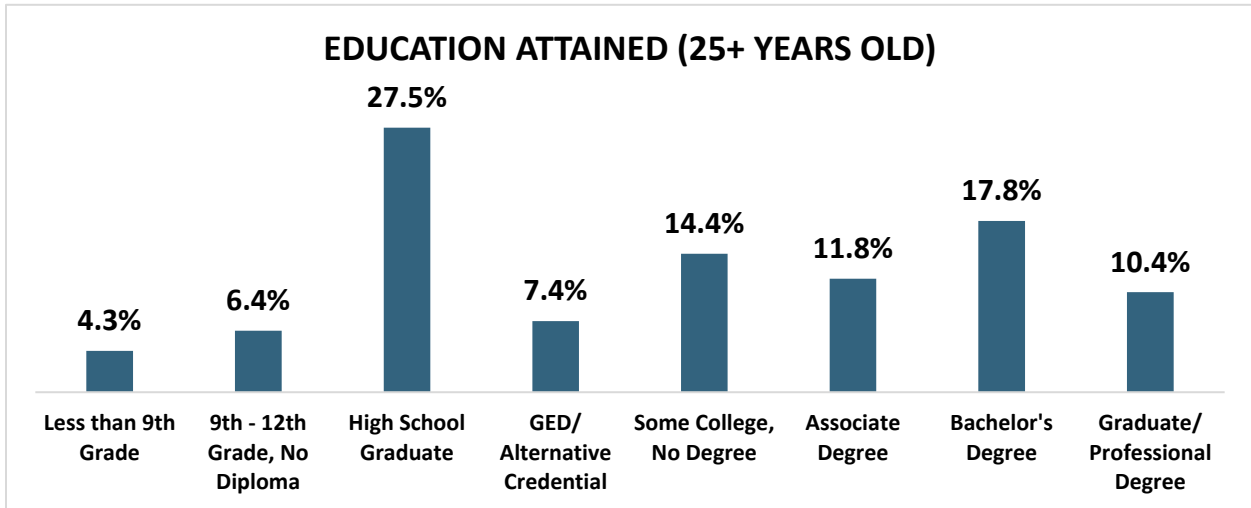
Income Characteristics of Fortville



Comparative Income Characteristics of Fortville

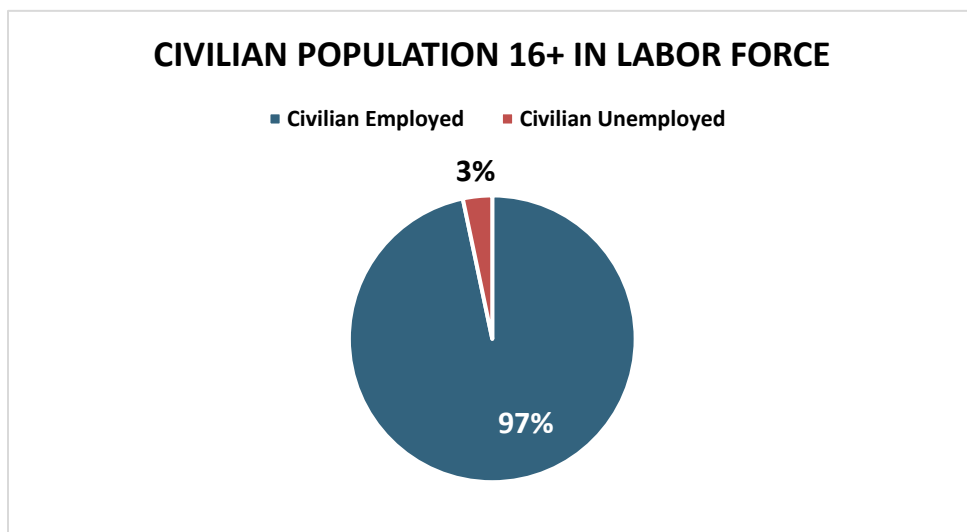
2.1.8 EDUCATION

Assessing education, 17.8% of the Town’s residents (aged 25+) have attained a bachelor’s degree, which is below the national average (30.3%). Approximately, 10.4% of the population hold Graduate or professional degrees, while a slightly larger portion of the population holds just an associate degree (11.8%), and a larger number of civilians have a high school degree (27.5%). Alternatively, it is estimated that 6.4% of the population never attained a high school diploma.



2.1.9 UNEMPLOYMENT

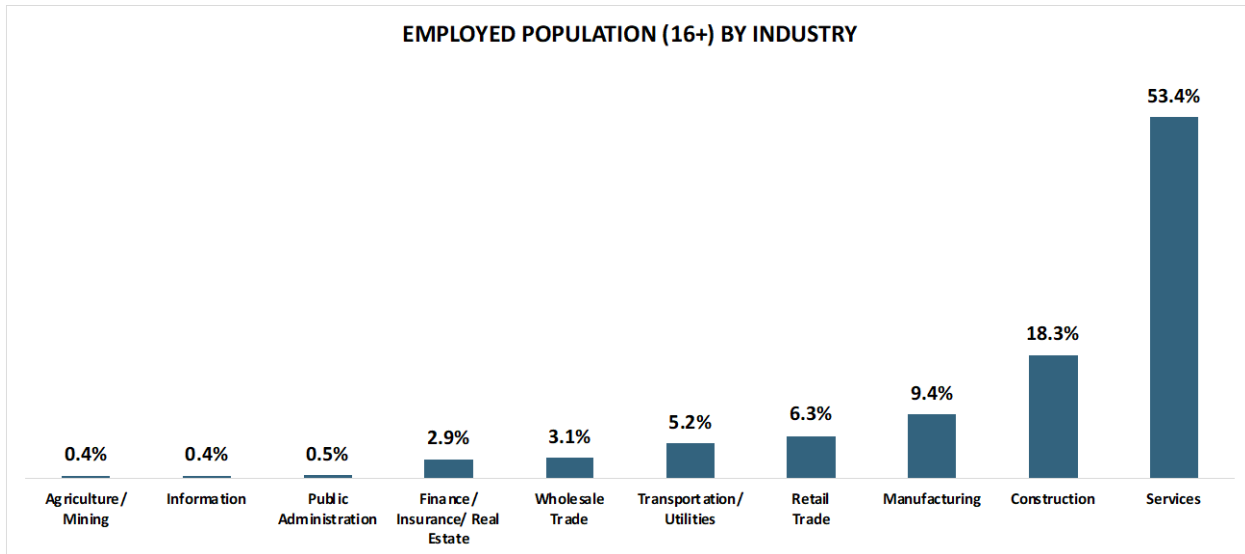
In assessing the civilian labor force (16+ years old), currently 97% of residents hold a full or part-time position, while the remaining 3% of Fortville’s (civilian) population are deemed unemployed. This is slightly below the national unemployment rate of 3.7%. **Note: The unemployment rate excludes individuals who are currently in institutions such as prisons, mental hospitals, or nursing homes.**



Fortville’s Employment Rates

2.1.10 EMPLOYMENT BY INDUSTRY

The Town’s population can also be analyzed by the industry makeup of its workforce. Within the service boundaries, ‘**Services**’ (53.4%) make up most of the working population’s industry, while ‘**Construction**’ and ‘**Manufacturing**’ make up the next two most common occupations at 18.3% and 9.4%, respectively (**Figure 12**).



Fortville’s Employed Population by Industry

Top 5 Employers in the Town of Fortville

- *Mt. Vernon Community School Corporation (200+)*
- *Fortville Feeders (62)*
- *Genesis Plastics Welding Inc. (40)*
- *CLM Pallet Recycling (35)*
- *Mammoth Construction (32)*

2.1.11 DEMOGRAPHIC IMPLICATIONS

While it is important not to generalize recreation needs and priorities based solely on demographics, the analysis suggests some potential implications for Fortville, Indiana:

- The Town’s aging population trends indicate a need to identify and understand the interests of all ages, especially **middle-aged and senior populations**. The American Association of Retired Persons (“AARP”) provides a framework for ensuring communities plan for an aging population and ensure parks and recreation services align with the needs of older, active adults. Some principles of AARP’s livable communities initiative include:
 - Designing age-friendly indoor and outdoor spaces and amenities
 - Expanding inclusive recreation programs that offer health, wellness, life-long learning, and socially engaging activities for all ages, interests, and skill levels

- Improving transportation access to key gathering spaces or recreation facilities
- Enhancing social connectivity and reducing isolation through gathering spaces or regular community events and meet-ups
- The Town’s household income characteristics suggest **potential disposable income at the family level**. The Department should be mindful of this when establishing appropriate fees for programs and activities while still ensuring opportunities for lower-income households.
- In comparison to the United States average (0.70%), Fortville had a **high annual growth rate from 2020 to 2024** (2.55%). However, the annual growth rate is projected to dip to 1.53% from 2024 to 2039, slowing a little, but still showing a continuation of the steady growth the community has seen in the past decade. This population growth should be considered and accounted for when planning new facilities, amenities, and programs for the community. The Department should also be accounting for the additional maintenance and upkeep of current offerings to provide a consistent level of service or better in the future.
- Finally, the Department should ensure its **diversifying population is reflected in its offerings, marketing/communications, and public outreach**. With increasing diversity in both race and age, as well as high population growth, the Department should remain prepared to adapt its offerings over time to remain culturally relevant for its diversifying user base.

2.2 NATURAL CHARACTERISTICS

Fortville lies in the north/northwest portion of Hancock County, Indiana. Hancock County’s landscape is primarily characterized by minimal elevation changes, expansive agricultural fields, and scattered woodlots dispersed among farmland. Fortville and the surrounding area sit at an elevation between 650–750 feet above sea level and are located just north of the White River Basin line, making the area part of the White River Basin.

Fortville is situated at the convergence of two waterways—the Stottlemeyer Ditch and the Jackson Ditch. The Town’s primary park assets, Memorial Park (approximately 40 acres) and Landmark Park (approximately 3.75 acres), are located at the junction of these waterways. This creates rolling hillsides, running water, and clusters of mature trees within the parks that are uncommon features throughout Fortville and much of Hancock County’s typically flat landscape.

The presence of these waterways has not historically caused major flooding issues in town or within the parks. However, the nutrient-rich soils created by the natural landscape, combined with proximity to the White River Basin, have fostered an abundance of mature trees—including white oak, burr oak, sycamore, walnut, and maple—and diverse wildlife. Despite increasing urban and suburban development, wildlife continues to flourish, including squirrels (red, gray, and pine), chipmunks, rabbits, opossums, raccoons, numerous songbirds, owls, and occasional bald eagles, foxes, coyotes, and deer. Aquatic and reptilian species are also prevalent, such as snakes (rat, garter), turtles (painted, leatherback, snapping), fish (shad, catfish, smallmouth and largemouth bass, bluegill), frogs, toads, and crayfish.

In support of the Town’s natural resources, Fortville completed a comprehensive Tree Inventory and Street Tree Evaluation Report in 2012, which documented and assessed the health and diversity of the Town’s urban canopy. Fortville has also been recognized as a Tree City USA community for 20 consecutive years, a distinction that reflects its long-term commitment to urban forestry management. This designation requires meeting four key standards: maintaining a local tree board or department, adopting a community tree ordinance, spending at least \$2 per capita on urban forestry, and holding an annual Arbor Day observance. These efforts highlight Fortville’s dedication to preserving and enhancing its green spaces and canopy cover.

All these natural features create a wide range of recreational experiences for residents and visitors alike—biking, walking or jogging, bird watching, fishing, and picnicking—alongside the parks’ numerous amenities such as basketball and tennis courts, a skate park, baseball and softball fields, playgrounds, and a dog park.

2.3 MAN-MADE, HISTORICAL, AND CULTURAL

Fortville was officially surveyed on February 12, 1849, by property owner Mr. Cephas Fort. Mr. Fort later determined that the growing community was ready for the next step, and in 1865, Fortville was formally incorporated as a town following the election of its first officials.

Originally, Fortville’s growth was driven by the railroad that still runs through the center of town, as well as by the establishment of a post office, sawmills, and a flour mill. With the rise of the automobile and the construction of State Road 67, the town continued to expand. Today, Fortville sits approximately 25 miles northeast of downtown Indianapolis and continues to grow as one of the last remaining “small towns” within the greater Indianapolis region.

In recent decades, Fortville has experienced a significant boom in residential and commercial development, influenced by major employers and facilities in neighboring communities, such as the Amazon Distribution Center and Walmart Distribution Center in McCordsville, and by the Indianapolis Regional Airport, which has proposed future commercial expansion. Fortville’s location near the growth corridors of Hamilton and Madison Counties also contributes to its continued economic and population increase.

This growth directly impacts Fortville’s park system. The parks have seen a rise in both pedestrian use from surrounding neighborhoods and vehicular visitors from nearby towns. While this increased activity brings valuable exposure to Fortville’s parks, it also presents challenges related to maintenance, staffing, and budgeting. To meet these challenges, the Parks Department seeks to expand community engagement and support through volunteerism, sponsorships, donor programs, grants, and park-related tax revenue.

Fortville Parks also play a central role in fostering community engagement and cultural enrichment. The department partners with local organizations such as the Fortville-Vernon Township Public Library, Fortville Action Inc., and the Main Street Business Association to host events, educational workshops, and public programs that strengthen community ties.

A wide variety of annual events already take place within the parks, supported or sponsored by the Fortville Parks Department, including the Fortville Fourth of July Fireworks and Festival, the Landmark Park Concert Series, Winterfest, and the Mt. Vernon Community Schools Service Day.

In addition, Fortville’s Comprehensive Plan emphasizes the importance of maintaining and expanding parkland and recreational opportunities as the town grows. The plan identifies goals such as preserving open space, integrating parks and trails into new residential developments, promoting walkability and connectivity, and ensuring that recreational amenities align with community growth and land-use planning. These objectives directly support the Parks Department’s mission to balance development with environmental stewardship and community well-being.

2.4 PARK INVENTORY

Memorial Park – 43 Acres

309 W. Church St.

Fortville, Indiana 46040

Memorial Park is a large, natural park situated at the convergence of the Stottlemeyer and Jackson Ditches.’ This creates rolling hillsides, water features, and many large trees. Memorial Park plays host to many species of mammals, bird, fish, and reptiles. Along with the natural features of this park, Memorial Park has many other

amenities designed to engage the community in multiple ways. Memorial Park has the following facilities and amenities:

- Playgrounds – 6
- Outdoor Shelters/Pavilions – 4
- Outdoor Grills – 4
- Outdoor Swings – 5
- Picnic Tables – 17
- Seasonal Restroom – 3
- Year-Round Restroom – 1
- Basketball Court w/lights – 1
- 4 hoops for half court play
- Baseball/Softball Fields w/ lights – 3
- 2 accommodate 8u-12u
- Memorial Park Shelter House
 - Over 750 sq ft
 - Great Room with a Fireplace
 - Full Kitchen with Stove, Sink, Microwave, Refrigerator
 - Single Unisex Bathroom
 - Outdoor Grill
 - Tables and Chairs to accommodate up to 50 People.
- Fortville Community Center (within Memorial Park)
 - Over 11,000 sq ft
 - Room B (rental option)
- 1 accommodates 12u-adult
- Tee Ball Fields w/ lights – 3
- Concession Stands – 3
- Skate Park – 1 (80'x100')
- Dog Park – 1 (1.75 AC with 2 Shelters and Benches)
- Tennis Court w/ lights – 2
- Asphalt Trail (200 M)
- Dirt Trails (Over 1 mile)
- Corn Hole Boards – 1 (permanent concrete)
- Horseshoe Pit - 1
 - Room A (rental option)
 - Full Commercial Style Kitchen
 - 3 Offices
 - 3 Storage Closets
 - Men's, Women's, and Family Restroom
 - Gymnasium with Basketball or Volleyball
- Town of Fortville Parks Barns
 - 2 Barns totaling 5000+ sq ft
 - 1 office
 - 1 full kitchen
 - 1 full restroom with shower

Passive, Active, and Sanctioned Activities (Memorial Park)

There are many activities that take place in Memorial Park that are considered passive, and active. As well as those individual activities, there are other opportunities for sanctioned activities sponsored by the Fortville Parks Department, as well as other local and regional organizations. Some of these activities include, but are not limited to the following: Picnicking, Sledding, Fishing, Bird/Animal watching, Hiking, Walking, Jogging, Skating (Skateboards), Biking, Baseball, Basketball, Horseshoes, Cornhole, Tennis, Meetings, and Family Gatherings.

Sanctioned/Organized events also occur within Memorial Park. These activities are, but not limited to: Fortville Optimist Athletic Leagues/Practices (Baseball 7u-12u, Softball 7u-12u, Tee Ball 4u-6u, Basketball 5u-14u), Travel Baseball/Softball (All ages) through 17 different local and regional organizations, Adult Co-ed Softball through the Fortville Parks Dept., YMCA Traditional Summer Camp, Gleaners Food Pantry, Ball Day (Fortville Optimist), Classic Car Show, Voting (Hancock County Election Board), Head Start Pre-School Program.





Landmark Park – 3.75ac

Corner of Staat St. and School St.

Fortville, Indiana 46040

Landmark Park is a moderately small, mainly passive park located in the center of Fortville. The park is situated parallel to the Stottlemeyer Ditch, the ditch serving as the northern border of the park. Though this park is smaller in size and does not have the natural features of Memorial Park, Landmark Park still plays host to many species of mammals, bird, fish, and reptiles. Landmark Park has a 2-acre field that is great for passive or active endeavors. Along with the field, Landmark Park has dedicated Veterans Memorial, dedicated trees, a sitting area, and a gazebo. Landmark Park has the following facilities and amenities:

- Flower Garden – 1
- Gazebo – 1
- Benches – 5
- Veterans Memorial – 1
- Dedicated Trees (in addition to natural trees) – 8
- Playground - 1

Passive, Active, and Sanctioned Activities (Landmark Park)

There are many activities that take place in Landmark Park that are considered passive, and active. As well as those individual activities, there are other opportunities for sanctioned activities sponsored by the Fortville Parks Department, as well as other local and regional organizations. Some of these activities include, but are not limited to the following: Picnicking, Bird/Animal Watching, Hiking, Walking, Jogging, Biking, Meetings, Weddings, and Family Gatherings.

Sanctioned events also occur in Landmark Park and they include but are not limited to the following: 4th of July Fireworks and Celebration (Fortville Parks and Chamber of Commerce), Summer Concert Series (Fortville Action Inc.), Kammy’s Kause, Fortville Police National Night Out, and Cystic Fibrosis Bike Ride.





Regional Parks and Facilities

- Flatfork Creek Park (1 mile) – hiking/walking/running trails, sledding hill, picnic
- Green Township Community Park (3/4 mile) – hiking, picnic, class B camping
- Fall Creek Nature Preserve (2 miles) – hiking/walking/running trails, fishing
- Fishers Agri-Park (3 miles) – hiking, playground, public gardens, livestock, farmers market
- Cyntheanne Park (4 miles) – running/walking trails, athletic fields, tennis/pickleball
- Geist Reservoir (4 miles) – boat ramp and docks
- Geist Waterfront Park (4 miles) – swimming, picnic, playground
- Geist Park (3.6 miles) – hiking/walking/running trails, picnic, playground
- McCordsville Town Park (5 miles) – Athletic field, tennis, picnic, playground
- Pendleton Falls Park (9 miles) – hiking/walking/running trails, picnic, athletic facilities, community facilities, playgrounds, fishing, museum, dog park
- Swimming Pools (within 15 miles) – Pendleton Falls Park, Greenfield Parks, Noblesville Parks, Mt. Vernon Middle School, Greenfield High School, Pendleton High School
- Numerous state parks, and other government properties within 50 miles

2.5 ACCESSIBILITY AND UNIVERSAL DESIGN

The following facilities have ADA accessibility within Memorial Park:

- | | |
|--|----------------------------------|
| • Judy Terrell Field | • Fortville Dog Park |
| • Red Brick Field | • Dog Park/Skate Park Restroom |
| • Judy Terrell/Red Brick Restrooms | • Fortville Shelter House |
| • Judy Terrell/Red Brick Concession Stand | • Shelter House outdoor restroom |
| • Fortville Community Center (All amenities and rooms) | • Shelter House large pavilion |
| • Hampton Field Playground | • Little League Field |
| • Hampton Field Concession Stand | • Little League Restrooms |
| • Fortville Skate Park | • Little League Concession Stand |

The following facilities do not have ADA accessibility within Memorial Park:

- | | |
|--|--|
| • Judy Terrell Playground #1 | • Shelter House Hill Slide |
| • Judy Terrell Playground #2 | • Shelter House Playground #1, Shelter House Playground #2 |
| • Hampton Field #1, # 2, 3 | • Shelter House Bridge |
| • Hampton Tennis Court | • Shelter House Woods Walking Trail |
| • Basketball Court | • Shelter House Woods Pavilion |
| • Small Pavilion #1, Small Pavilion #2 | |
| • Shelter House Cornhole | |

The following facilities have ADA accessibility within Landmark Park:

- Sidewalks throughout Landmark Park
- Landmark Park Gazebo
- Landmark Park Seating Area
- Landmark Park Veterans Memorials

The following facilities do not have ADA accessibility within Landmark Park:

- Landmark Park Playground

The Fortville Parks Department utilizes notices posted via the town website, www.fortvilleindiana.org, to notify the public regarding the ADA nondiscriminatory requirements. This also includes hyperlinks posted to the town social media sites (Facebook, Instagram, X, and banner page for town) guiding citizens to the ADA information on the fortvilleindiana.org website.

The Town of Fortville representative for ADA compliance is:

Andy Williams – Office Manager, ADA Compliance

714 E. Broadway Street

Fortville, IN 46040

awilliams@fortvilleindiana.org

(317)485-4044

For questions, the public may also contact:

Heath Luther – Parks Manager

714 E. Broadway Street


Fortville, IN 46040

hluther@fortvilleindiana.org

(317)485-4044

**ASSURANCE OF ACCESSIBILITY COMPLIANCE WITH:
ARCHITECTURAL BARRIERS ACT of 1968 (As Amended);
SECTION 504 OF THE REHABILITATION ACT OF 1973 (As Amended);
AND TITLE II OF THE AMERICANS WITH DISABILITIES ACT OF 1990
(As Amended)**

The Town of Fortville (Applicant) has read the guidelines for compliance with the Architectural Barriers Act of 1968 (As Amended); Section 504 of the Rehabilitation Act of 1973 (As Amended); and Title II of the Americans with Disabilities Act of 1990 (As Amended) and will comply with the applicable requirements of these Acts.

SIGNATURE 
APPLICANT PRESIDENT
Tonya B. Davis
(President's printed name)

SIGNATURE 
Melissa Gilroy
(Secretary's printed name)

DATE 2/22/2024


RESOLUTION 2022-3A
A RESOLUTION ADOPTING FORTVILLE'S TITLE VI
IMPLEMENTATION PLAN

WHEREAS, in accordance with Title VI of the Civil Rights Act of 1964, the Americans with Disabilities Act of 1990, and other associated non-discrimination laws in regard to access to services and activities provided by federal agencies and recipients of federal assistance, the Town of Fortville has developed a Title VI Implementation Plan to reaffirm and implement the Town's policy to allow all individuals the opportunity to participate in federal financially assisted services.


NOW, THEREFORE, BE IT RESOLVED, the Town Council of the Town of Fortville, Indiana hereby approves and adopts the attached Title VI Implementation Plan.

ADOPTED this 7th day of MARCH 2022 by a vote of 5 in favor and 0 opposed.


TOWN COUNCIL OF FORTVILLE, INDIANA



Fredrick Fentz, President




Robert Holland, Vice President



Becky Davis, Member




Tonya Davis, Member



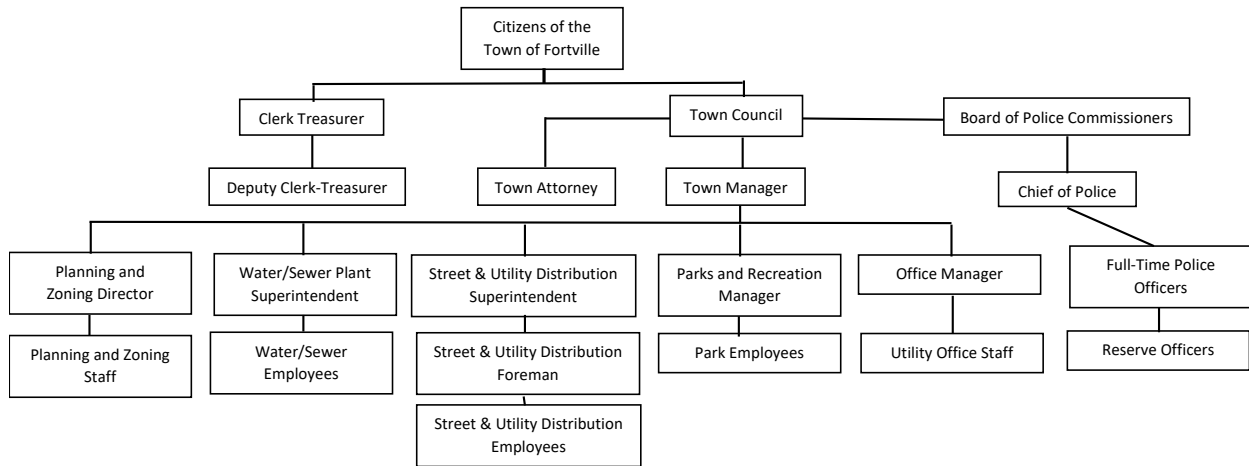
Elizabeth Wyatt, Member

ATTEST:


~~Melissa Glazier~~ *Alex C. Turman*, Town Attorney
~~Fortville Clerk-Treasurer~~

CHAPTER THREE – GOVERNANCE

Currently, the Fortville Town Council is the governing body for the Parks Department and oversees Town management that carries out the day to day responsibilities of the Town. Below is the organizational structure for the Town of Fortville.



CHAPTER FOUR - COMMUNITY ENGAGEMENT

4.1 COMMUNITY SURVEY

An online survey was conducted during the summer of 2025 to collect information on community priorities and needs. Below are the key findings from the more than 150 responses that were received. The full survey can be found in **Appendix A**.

KEY FINDINGS FROM THE SURVEY

Recreation Programming

- About 33% participate only a few times per year and residents primarily go to the City of Fishers (42%), Hancock Wellness Center (25%), and the Town of McCordsville (23%) for recreation programming.
- Top barriers for participating in recreation programs include lack of awareness (77%), limited program variety (53%), and inconvenient times (22%)
- 83% want programs offered at varied times to fit busy schedules
- Residents request youth and teen programs, family-focused events, and senior programming
- A strong desire for financially accessible programs and childcare support was expressed

Priorities

- Improving existing parks, more special events and community festivals, adding outdoor fitness and recreation opportunities, and building new recreation facilities ranked highest as priorities for the next five years.
 - Accessibility improvements and trails/greenway expansions were also frequently mentioned.
- Updating current parks and facilities, trail and greenway expansions, and acquiring and developing more parkland were top funding priorities.
 - Splash pads, trails, outdoor fitness areas, and playground upgrades were repeatedly mentioned as facility and amenity priorities

- There is also strong interest in indoor recreation spaces, including gyms and wellness centers

Communications

- 86% rely on social media and many want event calendars, signage, and newsletters to improve outreach.
- 52% feel marketing efforts are inadequate, leading to missed opportunities.

Implications for the Five-Year Master Plan

- Prioritize upgrading existing parks by adding water play and outdoor fitness amenities to meet family and community needs.
- Develop youth/teen programs, senior activities, and community events while improving program scheduling flexibility and affordability.
- Expand trail and greenway networks to link neighborhoods, parks, and downtown areas.
- Implement consistent communication strategies with centralized calendars, social media, and newsletters to increase awareness and engagement.
- Ensure ADA compliance, offer culturally inclusive programs, and explore childcare support to reduce participation barriers.
- Collaborate with schools, regional providers, and nonprofits to maximize resources and expand program offerings.

4.2 FOCUS GROUPS

Focus groups were facilitated in the spring of 2025 with key community leaders and partners.

Several themes, as explained below, came out of the discussions related to strengths that Fortville can build on over the next several years as well as current and future challenges that the parks and recreation department will have to navigate in the future.

Focus group participants represented:

Town Management, Town Council, Main Street Business Association, Vernon Township Library, ATA Academy, Indy Sharks Baseball, Indiana Hype Baseball, and Mt. Vernon Schools

Strengths to Build On

- Fortville’s park system is valued for its walkable layout and easy access to green space. Stakeholders value the ability to connect easily to parks and trails, which supports informal recreation and social connection.
- Landmark Park and Memorial Park serve as key gathering spaces. The parks are used for events, markets, and informal play, and their central location is convenient for residents.
- The parks are described as easy to rent and accessible, with minimal red tape for organizing activities. The community appreciates the flexibility and openness of the system.
- Fortville benefits from a strong spirit of collaboration between departments and community partners (e.g., Library, Hancock Health, Ninestar, and ATA). This cooperation provides future opportunity for shared-use programming and events.

Upcoming Challenges for the Park System

- Fortville is growing, and the community is concerned about keeping up with facility maintenance, equipment upgrades, and service levels. Limited staffing and potential budget cuts may hinder progress.

- Concerns about reduced state funding and lack of alternative revenue sources were raised. There is a need to explore impact fees, TIF, increased user fees, and dedicated fundraising efforts. There is also debate around reinstating a Park Board and how it would align with Council priorities.
- Participants cited issues with vandalism and aging infrastructure, particularly restrooms and play structures, which require consistent attention to maintain positive user experiences.
- There is a risk of fragmented trail development. Without a long-term connectivity plan and funding for regional trail links, Fortville may miss opportunities to become a well-connected destination.

Community Needs

- Restrooms at Landmark and Memorial Parks are in urgent need of renovation. Memorial Park’s playground and Landmark’s infrastructure also require updates to serve current and future users effectively.
- There is strong interest in a dedicated indoor space for fitness, training, and wellness programming. Ideas include a renovated community center or a new fieldhouse-style facility.
- The community seeks more family-centered recreation which can include camps, events, and sports for youth. There is also interest in serving specialized recreation needs, such as childcare support and partnership-led programming (e.g., library, FFA, ATA).
- Improvements to signage, educational elements (like story walks), and beautification, such as native landscaping and low-maintenance enhancements, were suggested for parks and public spaces.

Creative Ideas for the Future

- Residents proposed the addition of a destination playground, splashpad, or multi-sport park to serve as a draw for the region.
- An outdoor fitness court, trailhead facilities, hiking trail signage, and speaker systems in parks are amenities that would improve the overall user experience. Partnerships with local businesses and health organizations could also support the addition of future services.
- Ideas include market/event space enhancements at Landmark Park, golf simulator services with user fees, and additional entertainment programming to retain and attract residents.
- The community supports land acquisition before development encroaches, particularly for opportunities like the 27-acre site near Mt. Vernon North School (even in a floodplain). Trail connectivity to Fishers and the Pennsy Trail was also emphasized as a long-term priority.

CHAPTER FIVE - PARKS AND RECREATION NEEDS AND GROWTH OPPORTUNITIES

5.1 FUTURE LAND USE FOR FORTVILLE PARKS

The Town of Fortville’s long-term land use goals for parks, as outlined in the Fortville Comprehensive Plan (2022), emphasize sustainable growth and preservation of natural spaces within the town’s limited boundaries. As Fortville continues to expand residentially, the Parks and Planning Department is in current negotiations with the developer and homeowners association (HOA) of the Mt. Vernon North properties to transfer approximately 27 acres of green space into the town’s parks system. The parcel currently features ADA-accessible walking trails and native prairie grass landscapes designed for passive recreation and environmental preservation. Once transferred, the town intends to manage and maintain the site as part of its public park network. At this time, there are no immediate plans for major improvements beyond a potential gravel parking area to accommodate visitor access. Because Fortville is geographically landlocked between Hancock, Hamilton, and Madison Counties, the addition of this 27-acre parcel represents a significant and rare opportunity for expansion of parkland. Currently, there are no future acquisitions planned beyond this transfer due to limited available land and development constraints.

This future land use decision aligns with the Comprehensive Plan’s emphasis on environmental stewardship, accessibility, and connectivity. The integration of the Mt. Vernon North acreage will enhance the town’s open-space network, help meet growing resident demand for outdoor recreation, and provide ecological benefits through preserved prairie habitats. Maintaining this area in its current natural condition also supports Fortville’s goals of sustainable park management and reduced maintenance costs while ensuring continued public access to high-quality, low-impact recreation options.

5.2 VISION FOR FUTURE RECREATION PROGRAMS

The future vision for Fortville’s recreation programs focuses on structured growth, sustainability, and community engagement. As the town continues to expand, the Parks Department faces significant challenges due to limited internal resources and staffing. Currently, the department operates without a full-time programs coordinator, which restricts its ability to develop and manage new recreational offerings. Strategic planning is therefore essential to identify future staffing needs as population growth drives demand for additional programs and community activities. A long-term goal of the department is to secure funding for a dedicated recreation programs coordinator who can plan, promote, and oversee year-round programming across multiple park sites.

In the interim, Fortville’s Parks Department will continue to leverage its strong partnerships with local organizations to sustain recreation opportunities for residents. The department collaborates closely with local youth sports leagues that utilize park facilities, the Fortville-Vernon Township Public Library for educational and cultural programs, and the Main Street Business Association for community events such as festivals and markets. These partnerships have been crucial in maintaining a diverse offering of recreational experiences without additional staffing or financial strain. Looking forward, the vision is to expand these collaborative efforts and develop a unified calendar of events that maximizes shared resources and broadens community participation.

5.3 GAPS IN SERVICES, TRAILS, AND PROGRAMMING

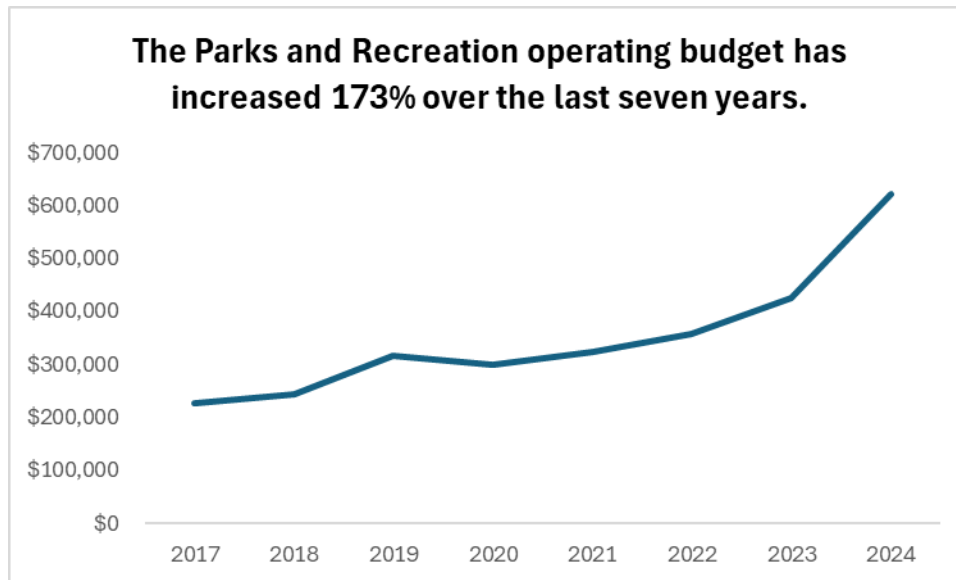
Despite Fortville’s progress in enhancing its parks and recreation system, several key gaps persist in services, trails, and programming. The most significant challenges stem from limited funding, staffing, and available land. With only a small number of employees overseeing park maintenance, event coordination, and facility management, the department struggles to meet growing community expectations. Additionally, while Fortville’s trail network continues to develop, connectivity gaps remain between residential neighborhoods, schools, and downtown parks. Expanding these connections requires both interlocal cooperation and external grant support, as the town’s tax base alone cannot sustain large-scale trail projects.

Programmatically, Fortville’s offerings remain limited to seasonal events and partner-based programs, leaving gaps in continuous recreation opportunities for all age groups, especially adults and seniors. Without dedicated programming staff and additional facilities, the town cannot yet provide consistent, year-round recreational experiences. Addressing these gaps will require strategic investment in human resources, expanded use of volunteer and partnership networks, and long-range funding plans aligned with the Comprehensive Plan’s goals for quality of life and public health. These efforts, combined with the 27-acre expansion, will set the foundation for a more connected, inclusive, and sustainable park system for Fortville’s residents.

CHAPTER SIX - FINANCIAL STRATEGIES

6.1 FINANCIAL OVERVIEW

The Parks and Recreation operating budget has shown an annual increase over the last seven years, apart from 2020. On average, the budget has increased by 16% annually between 2017 and 2024. In 2024, the operating budget totaled \$620,714.



The Parks and Recreation Operating Budget totaled \$620,714 in 2024

The operating budget includes maintenance, supplies, and labor and does not cover the cost of major capital improvements from year to year. The operating budget will need to continue to keep up with the rate of inflation for the cost of goods and services needed to maintain the current assets. Additionally, capital funding will need to account for many of Fortville’s assets that are nearing the end of their lifecycle. Additional funding strategies will be needed to help cover capital improvements that will come from continued residential growth.

National Recreation and Park Association’s (“NRPA”) Park Metrics¹ provide an average national and regional perspective on per capita spending for operations. The median operating expenses per capita for communities less than 20,000 is \$139.87. For the Great Lakes region, the per capita amount totals \$109.30. Fortville’s 2024 per capita spending on operations was \$117.16 which falls in the middle of the national and regional median amounts. An increase to the national median average would bring the Fortville operating budget to \$741,012.26, a 19% increase from 2024.

6.2 FUNDING STRATEGIES

Parks and Recreation systems across the United States today have learned to develop a clear understanding of how to optimize revenue generation options to support parks and recreation services with limited tax dollars available. They no longer rely on taxes as their sole revenue option but have developed new sources of revenue options to help support capital and operational needs.

¹ NRPA Park Metrics: <https://www.nrpa.org/publications-research/research-papers/agency-performance-review/>

A growing number of municipalities have developed policies on pricing services, cost recovery rates and partnership agreements for programs and facilities provided to the community. They have also developed strong partnerships that are fair and equitable in the delivery of services. In addition, Fortville is aware of the trend using parks and recreation facilities, amenities, programs and events to create economic development as it applies to keeping property values high around parks and along trails.

Funding strategies have been identified as an option to support the capital and operational needs of the Fortville's service area. Many of these funding sources may not be approved by Fortville or currently do not meet the requirements to implement. This list is also valuable as a reference should circumstances change and the needs align with a potential funding source.

The major source of funding for the Fortville Parks department has historically been from tax generated revenue, with rental revenue and other earned income from fees, donations, and sponsorships taking up a small percentage of the overall operating budget. While experiencing a minor decrease in 2019 and 2021, the rental fees have increased, on average, 16% annually and totaled \$54,450 in 2023. Additionally, sponsorships and donations for the parks and park events have accumulated \$76,276.46 during that same period.

Revenue generation from other sources plays a key role in the long-term sustainability of the park system, particularly with recent uncertainty due to property tax reform in the State of Indiana. This will help increase the overall budget, enabling the Fortville Parks to make improved capital improvements. In 2023 total rentals, fees, and donations/sponsorships brought in \$71,730.50, which is a 124% increase from 2018. The total revenue brought in by rentals, fees, sponsorships/donations from 2018 to 2023 is \$294,470.71 which is utilized for improvements within the parks.

Fortville Parks does not have any assets within a designated TIF district. All TIF districts within Fortville are designed to supplement infrastructure within the town and surrounding community. However, the Fortville Town Council approved a 5-year General Obligation Bond in 2020. Within the approval of that bond, the Fortville Parks Department had the following allocations in addition to the 2020 Budget:

- Playground Equipment - \$50,000.00
- Restroom/Dog Park Renovations - \$50,000.00
- Equipment (Mowers) - \$75,000.00
- Vehicle - \$60,000.00

The playground portion was used to install 35' long double hill slides. The restroom and dog park portion were used to buy and build shelters within the dog park as well as renovating the existing restroom within the park. The vehicle and equipment portion were used to purchase a new parks truck, and two new commercial mowers.

In addition to the 2020 General Obligation Bond the Town of Fortville utilized a Lease Rental Revenue Bond in 2022. The total amount of this bond was 2.8 million dollars, and Fortville Parks utilized \$878,951.00 of that \$2.8 million. These funds were used for renovations to the Fortville Municipal Building and assets located within Memorial and Landmark Parks. This bond was in addition to the 2022 Fortville Parks budget and these funds were used to:

- Tennis court re-surfacing, netting, and lighting
- Basketball court re-surfacing, and lighting
- Athletic field lighting
- Shelter house renovations
- Fortville Community Center upper roof, HVAC units, and solar panels
- Security system/cameras for both Landmark and Memorial Parks

6.2.1 EXTERNAL FUNDING SOURCES

Funding Source	Description	Implication for Fortville	Use
Corporate Sponsorships	Corporations invest in new/existing facilities, programs, or events	Develop agreements; consider partnership with Hancock County Community Foundation for sponsorship management	Operations & Capital
Partnerships	Joint development or operations with government, private, or non-profits	Develop policies for public, private, and nonprofit partnerships. Partnerships will focus on smaller projects. Past collaboration with groups such as the Eagle Scouts and Athletic Associations should continue.	Operations & Capital
Conservancies	Fundraising groups for signature parks or attractions	Explore for regional/destination parks; partner with Central Indiana Land Trust	Operations & Capital
Foundations/Gifts	Funds from tax-exempt organizations via campaigns, endowments, or fundraisers	Partner with Hancock County Community Foundation for capital project fundraising	Capital
Private Donations	Donations of funds, land, facilities, or in-kind services	Consider staff support for donation management	Capital
Friends Groups	Volunteer-led fundraising for specific park facilities or programs	Evaluate partnerships like Pennsy Trails group case-by-case	Operations & Capital
Volunteerism	Time and labor donations reduce costs and build advocacy	Increase volunteer hours to 1-3% of total staff hours	Operations
Crowdfunding	Web-based source which aggregates funds from a group of people who are willing to support a specific project.	Patronicity can be explored for Landmark upgrades.	Capital
Irrevocable Remainder Trusts	These trusts are set up with individuals who leave a portion of their wealth to the Town to support specific park and recreation facilities or programs that are designated by the trustee.	There was a \$50k Trust for the dog park that has been mostly spent. Past smaller trusts have expired.	Capital

6.2.2 CAPITAL FUNDING SOURCES

Funding Source	Description	Implication for Fortville	Use
Net Revenue Fund	Profit at the end of the year is put into the net revenue fund. These funds are available for capital repairs/replacements, or rainy day needs.	Currently set up for Fortville - shelter, community center, dog park, field use revenue - community event revenue - currently has \$57k	
Development Fees/Impact Fees	Ensure impact fees and credits are used solely for new park and recreation infrastructure that benefits the	Not established. Agreement with PUD to commit to additional roadwork or additional parks - Mt. Vernon Point -	

	community-at-large. Increase impact fee rate.	approx. 23 acres to dedicate to park system - how does it benefit parks directly with development heading south further away from current parks and facilities?	
Public Private Partnership (P3)	This Build-Operate-Transfer source makes it easier for municipalities and local government entities to enter into public-private-partnerships to develop projects in their communities.	OT was used three years ago for park upgrades/RFP for additional BOT for Landmark Park currently being advertised - selection board appointed	

6.2.3 USER FEES

Funding Source	Description	Implication for Fortville	Use
Special Use Permits	Permits for financial gain from park property use	Monitor park usage; develop permit application/review system	Operations & Capital
Admission/Membership Fees	This revenue source allows accessing facilities for self-directed activities. These user fees help offset operational costs.	Currently being implemented for the dog park	Operations & Capital
Rentals	This revenue source comes from the right to reserve specific public property for a set amount of time.	Develop a fee structure for future rentals/private events	Operations & Capital
Program User Fees	This is a dedicated user fee, which can be established by a local ordinance or other government procedures for the purpose of constructing and maintaining recreation facilities. The fee can apply to all organized activities, which require a reservation of some type or other purposes, as defined by the local government.	Consider for future recreation facilities	Operations & Capital

6.2.4 GRANTS

Fortville plans to actively seek out grants to build capacity with capital funding for park development and improvements. When used appropriately, this strategy can alleviate financial pressures to meet community demand. Grants can also enhance the public's perception of the agency's fiscal performance and effectiveness as well as push some projects that could be delayed through to completion. However, there are several other limitations, impacts, and actions to consider when seeking grant funding.

- Grant funding is highly competitive, requiring strong proposals and alignment with funder priorities. This requires specific staff qualifications or outside technical expertise.
- Many grants will require matching funds from the Town, which could strain the existing budget if not properly planned for in advance.
- If awarded a grant, there are often various reporting requirements and limitations on grant use, which could divert staff time and resources away from daily operational needs.
- Fortville should align project priorities and needs strategically with relevant grant opportunities.

- If possible, Fortville should partner with non-profits such as the Hancock County Community Foundation and other organizations on grant applications for grant-related expertise and fundraising support. Partnerships can foster community engagement and advocacy.
- Fortville should track grant-funded project impacts and document outcomes for future applications.
- Grant management software can help streamline the application and reporting procedures.

Funding Source	Description	Implication for Fortville	Use
Next Level Trails	Incentivizes collaborative trail connections	Partner with DNR & INDOT; apply for regional trail projects	Capital
CUF-A Grant	Supports tree inventories, planning, planting, and education	Fund urban forestry planning & programming	Capital
NRPA Grants	Supports conservation, programming, social initiatives, and facility projects	Align projects with NRPA funding priorities	Capital
CDBG Funding	Federal funding for infrastructure, facilities, and community development	Partner with HUD for park infrastructure & recreation programs	Capital
Land & Water Conservation Fund	Up to 50% reimbursement for outdoor recreation projects	Apply through Indiana DNR for project reimbursement	Capital
Indiana Trails Program	Funding for trail development, maintenance, and accessibility	Expand trail networks, improve access for all users	Capital
MPO – Transportation Alternatives	Funds trails, sidewalks, Safe Routes to School, and preservation projects	Align projects with MPO transportation plans & priorities	Capital
Lake & River Enhancement Program	Supports water quality & restoration projects	Fund projects improving lake/stream quality & access	Capital
DNR In-Lieu Fee Program	Funding for aquatic resource restoration, establishment, and enhancement	Partner with DNR for aquatic restoration initiatives	Capital

6.2.5 TAX FUNDING SOURCES

Funding Source	Description	Implication for Fortville	Use
Property Taxes	Ad valorem taxes on real property	Maintain existing revenue support	Operations & Capital
Lease of Development Rights	Lease trailside land for fiber optics/utilities	Develop policy for potential trail-based revenue sources	Operations & Capital
Lease Rental Bonds	Enter into a lease agreement with a building corporation to pay for capital projects.	Implemented in 2022 for park improvements.	Capital
Food & Beverage Tax	Tax tied to convention/tourism revenues	Monitor state legislation for applicability	Operations & Capital
General Obligation Bonds	Enter into a lease agreement with a building corporation to pay for capital projects.	Potential for future GO Bond with 2020 expiring soon	Capital
TIF backed Bond	Issue bonds paid by tax increment financing for capital projects related to economic development improvements.	Currently contributing to trail expansion - Main St. improvements/Landmark Park might be included in a future TIF - approximately \$2 million	Capital

6.2.6 FRANCHISES AND LICENSES

Funding Source	Description	Implication for Fortville	Use
Greenway Utility	Sell underground development rights for fiber optics/utilities	Potential funding source as trail system expands	Operations & Capital
Land Leases	Lease public land for recreational facilities and enhancements	Monitor opportunities for golf courses, arenas, etc.	Operations & Capital
Easements	Annual fee for allowing utilities/business improvements on county land	Evaluate new requests for easements case-by-case	Operations & Capital
Interlocal Agreements	Agreements between governments/nonprofits for facility development	Use best practices for equitable interlocal agreements	Operations & Capital

6.2.7 CONCLUSIONS

FUNDING SOURCES

Additional consideration should be given to the following strategies to diversify operational and capital funding sources for parks and recreation development:

- Conduct a cost benefit analysis of grants before applications are submitted to determine the amount of reporting compared to the overall value.
- Develop a capital improvement strategy to enhance future park areas and set a standard of care
- Secure funding and develop parks from site master plans (construction documents) identified in the future Capital Improvement Plan.
- Develop policies to support earned income through the Department’s ability to establish additional fees and charges where the individual benefit is significant.

Policy Area	Description	Implication for Fortville	Use
Revenue Policies	Annual budget review, pricing policies, cost recovery goals	Align fees with service levels and user benefits	Operations & Capital
Donation Policies	Guidelines for accepting donations, gifts, and bequests	Short-term: Create framework; Long-term: Establish Parks Foundation	Operations & Capital
Sponsorship Policies	Corporate and individual sponsorships for programs & facilities	Develop clear benefits and visibility guidelines	Operations & Capital
Partnership Policies	Annual review of partnership agreements for equity & fairness	Create new partnerships as needs evolve	Operations & Capital

6.3 CAPITAL IMPROVEMENT PLAN

Fortville has identified several projects over the next five years that enhance Landmark and Memorial Parks ranging from sports court improvements to a restroom renovation at Memorial Park to new playground and paved trails in the parks.

Year	Site of Work	Action Taken	Cost Estimate	Potential Funding
2024	Shelter House Playground	Remove existing equipment, replace sidewalks, playground equipment, add pour in place base	120k-150k	Park Budget
2024	Entrance Playground	Remove existing equipment, add sidewalk, playground equipment, add pour in place base	80k-100k	Park Budget
2024	Noel Lane	Construct Bridge from Noel Lane to Memorial Park	30k-45k	Developer Funds
2025	Tennis Court	Replace tennis court fencing, and add ADA sidewalk to enter tennis courts	15k-20k	Park Budget, Grants
2025	Basketball Court	Replace existing poles, backboards, rims for updated equipment	15k-20k	Park Budget, Grants
2026	Landmark Park	Phase 1 of renovation	750k	RDC, Bond, Grant
2026	Memorial Park	Renovation of Shelter House outdoor restroom	80k-100k	Park Budget
2027	Memorial Park	1/4 mile of new asphalt trails throughout the park	50k-70k	Park Budget, Grants
2027	Landmark Park	Phase 2 of renovation	750k	RDC, Bond, Grant
2028	Landmark Park	Phase 3 of renovation	750k	RDC, Bond, Grant
2028	Memorial Park/Landmark Park	30 new trees planted by 2028	6k	Parks Budget
2029	Memorial Park	1/4 mile of new asphalt trails throughout the park, curbing for road near Shelter House	50k-70k	Parks Budget

2024-2029 Fortville Parks Department Capital Improvement Projects

Fortville should continue to establish a realistic, strategic approach to park development that aligns with available resources and community expectations. A tiered approach can be used to prioritize limited capital funding toward critical, essential needs.

Three separate tiers are recommended including, Sustainable Projects, Expanded Services Projects, and Visionary Projects and are detailed below:

Sustainable Projects will prioritize projects related to safety, functionality, and accessibility needs of the parks system. These types of projects include basic amenities and infrastructure. Sustainable projects ensure efficient and effective use of existing resources and address planned maintenance requirements and routine upkeep through an annual capital budget.

Expanded Services Projects can be addressed when additional financial resources become available. These projects improve services, including the upgrade of existing facilities. The Parks Department, in collaboration with Town management, should actively explore additional revenue streams, such as strategic partnerships, naming rights, increased program revenues, grants, and, potentially, capital bond funding once existing financial obligations are met.

Visionary Projects are typically extensive and have a far reaching impact in the community. These projects are typically planned years in advance and can expand the Town's recreation service levels. Funding for these types of projects will largely rely on developing strong partnerships, often involving private funding and capital bond funding as debt capacity becomes available in the future.

CHAPTER SEVEN - STRATEGIC RECOMMENDATIONS

7.1 SHORT TERM ACTION PLAN (0-2 YEARS)

Goal Area	Action	Cost Impact
Facilities	Renovate restrooms at Memorial and Landmark Parks	High
	Replace or upgrade Memorial Park playground	Medium
	Improve signage, wayfinding, and beautification (native landscaping, story walks)	Medium
	Install splash pad and outdoor fitness amenities (Location to be determined)	High
	Add ADA accessibility upgrades to non-compliant features (courts, trails, restrooms, etc.)	Medium-High
Programming	Develop a recreation program plan that outlines core program areas of focus, program standards, the surrounding market and similar providers, partnerships and an action plan.	Low
Operations	Implement formal park maintenance and facility standards	Low
	Improve communication: event calendar, social media, newsletter	Low
	Increase volunteer engagement and track hours	Low
Funding	Finalize cost recovery policy and user fee structures	Low
	Expand rental and special event fee collections	Medium
	Apply for trail development and urban forestry grants	Medium
	Develop partnerships with businesses, nonprofits, and civic groups	Medium

7.2 MID TERM ACTION PLAN (3-5 YEARS)

Goal Area	Action	Cost Impact
Facilities	Build paved ADA-accessible trails in Memorial and Landmark Parks	High
	Upgrade park lighting, safety cameras, and infrastructure in Memorial and Landmark Parks (pavilions, shelter house, etc.)	High
Programming	Expand fitness and wellness programs for adults and older adults through contract and partnership agreements	Low
	Launch new youth programming partnerships and seasonal youth camps	Medium
	Implement improved recreation and maintenance management systems	Medium
Operations	Partner with Hancock County Community Foundation to establish a fund for future fundraising toward Memorial and Landmark Park improvements	Medium
	Strengthen program partnerships with school district, library, and private and nonprofit organizations	Low
	Build internal staff capacity through volunteer coordination and additional full time equivalents (FTEs)	Medium
Funding	Increase per capita operational budget to national median (\$139.87 in 2025)	High
	Launch naming rights/sponsorship packages for appropriate facilities and amenities	Low
	Leverage TIF allocations and interlocal agreements for active transportation network development	High

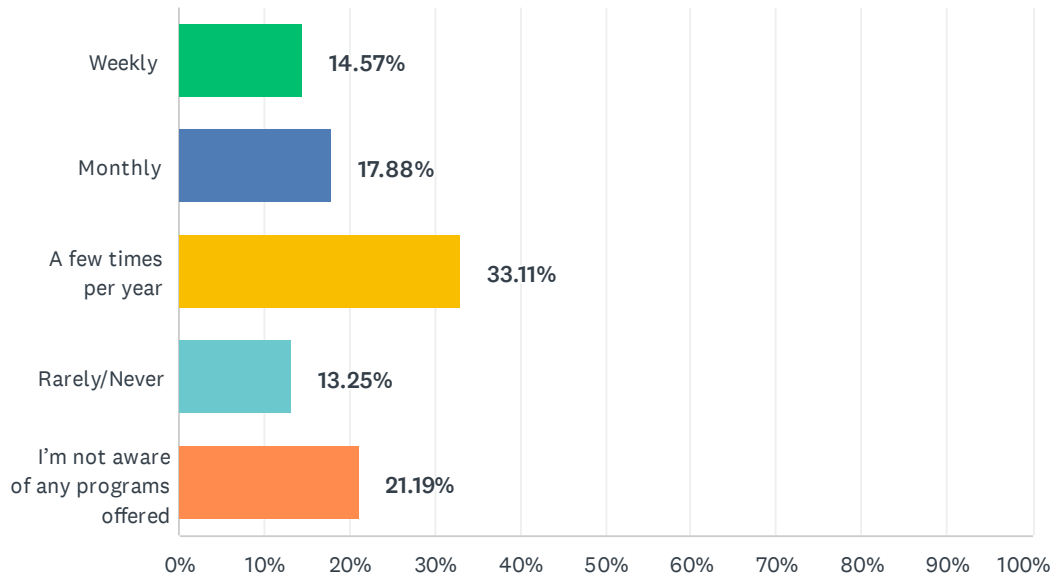
7.3 LONG TERM ACTION PLAN (5+ YEARS)

Goal Area	Action	Cost Impact
Facilities	Conduct a feasibility study to explore options for renovating and expanding the community building or constructing a new indoor recreation facility or fieldhouse (fitness, gym, wellness space)	Medium
	Acquire and develop 27-acre park site near Mt. Vernon North School	High
	Expand regional trail connections to surrounding communities and the existing trail networks	High
Programming	Expand regional community events (e.g., concerts, seasonal festivals)	Medium
Operations	Formally create a Parks Board if aligned with Council direction	Low
	Expand full-time staff to support new facilities and operations	Medium
Funding	Implement development/impact fees for new residential growth	Medium
	Explore long-term revenue sources for major capital, operations, and land acquisition such as land leases and public/private partnership opportunities.	High
	Establish long-term capital replacement plan and funding policy	High

APPENDIX A – ONLINE COMMUNITY SURVEY

Q1 How often do you or someone in your household currently participate in recreation programs or events in and near Fortville, if any? (Note: We know Fortville’s offerings are limited today, however your response will help us plan future programs.)

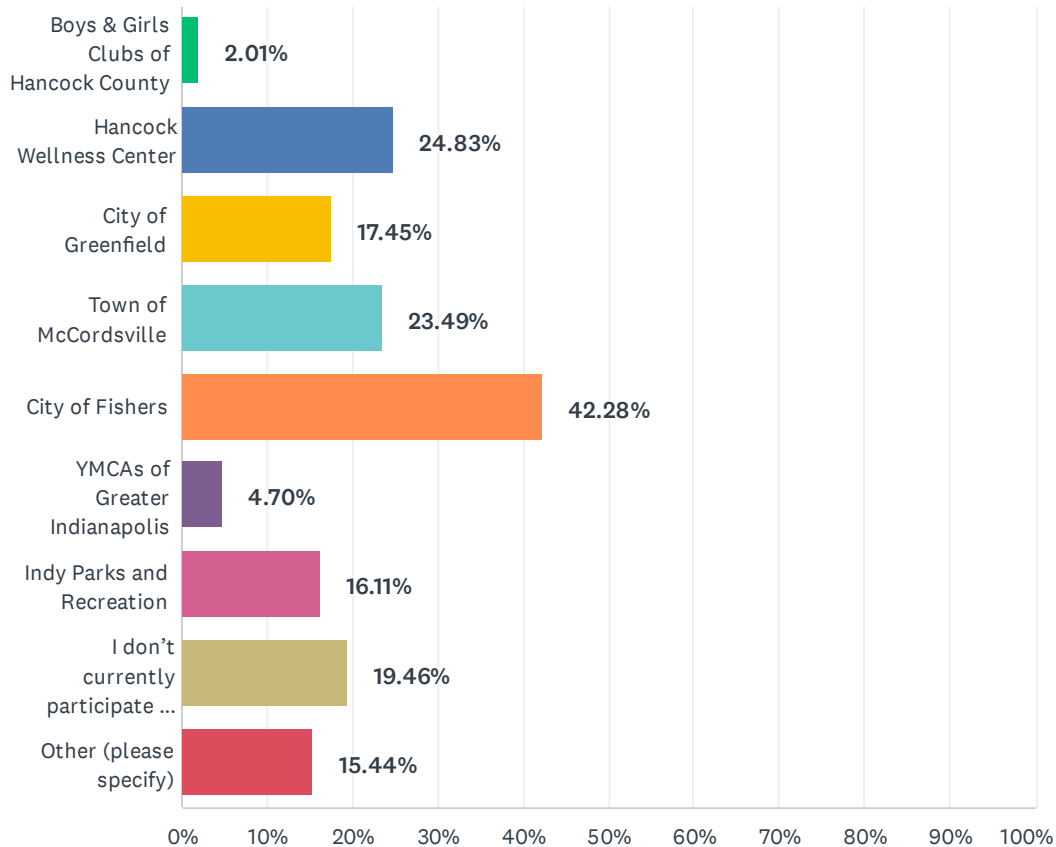
Answered: 151 Skipped: 2



ANSWER CHOICES	RESPONSES	
Weekly	14.57%	22
Monthly	17.88%	27
A few times per year	33.11%	50
Rarely/Never	13.25%	20
I'm not aware of any programs offered	21.19%	32
TOTAL		151

Q2 Where does your household currently participate in recreation programs? (Select all that apply.)

Answered: 149 Skipped: 4



ANSWER CHOICES	RESPONSES	
Boys & Girls Clubs of Hancock County	2.01%	3
Hancock Wellness Center	24.83%	37
City of Greenfield	17.45%	26
Town of McCordsville	23.49%	35
City of Fishers	42.28%	63
YMCAs of Greater Indianapolis	4.70%	7
Indy Parks and Recreation	16.11%	24
I don't currently participate in recreation programs	19.46%	29
Other (please specify)	15.44%	23
Total Respondents: 149		

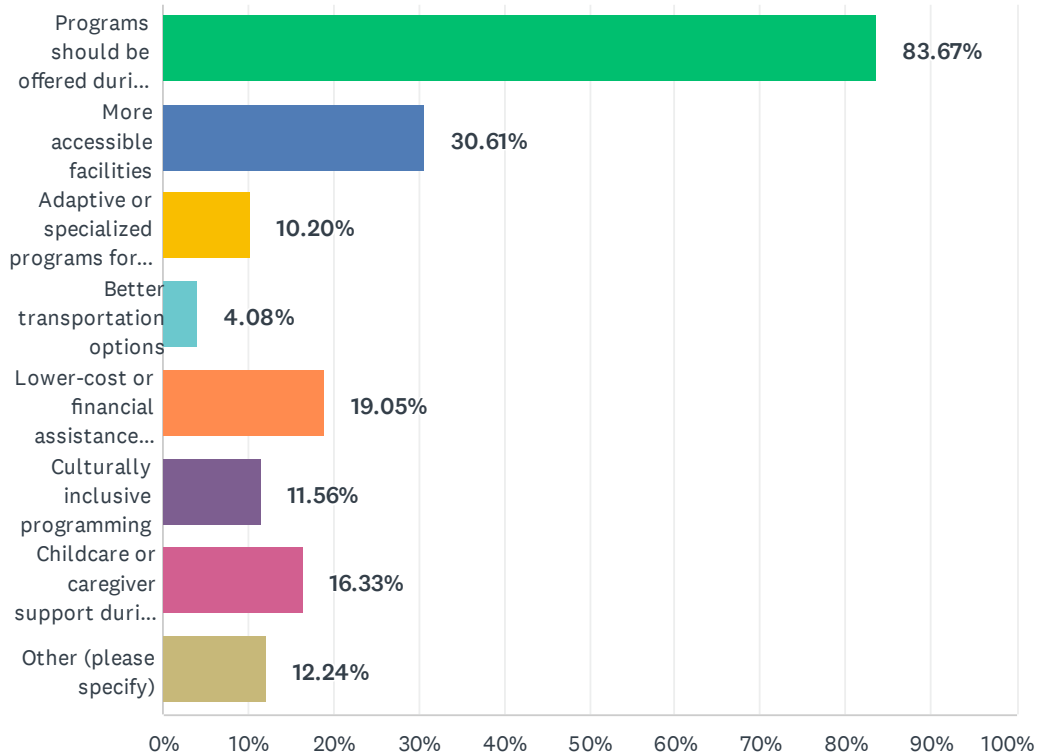
#	OTHER (PLEASE SPECIFY)	DATE
---	------------------------	------

Town of Fortville Parks and Recreation Community Survey

1	Girl Scouts camps and Flat Rock River Camp	8/6/2025 2:03 PM
2	Community Health in Pendleton	8/5/2025 6:10 PM
3	We got to Fishers parks, and Pendleton, also the Daleville splash pad is our favorite. In Fortville, we mostly implement the library programming.	8/3/2025 4:06 PM
4	Indianapolis, Anderson, on my own	7/29/2025 9:03 PM
5	Fortville town events	7/25/2025 7:34 AM
6	Fortville park events	7/24/2025 5:18 PM
7	Pendleton	7/24/2025 4:06 PM
8	Falls Park & Ft Ben	7/24/2025 2:56 PM
9	Parks	7/24/2025 1:04 PM
10	Pendleton	7/15/2025 5:18 PM
11	We mostly trail hike	7/10/2025 7:16 PM
12	OYO Ball	7/10/2025 1:34 PM
13	Fortville	7/9/2025 8:05 PM
14	Mt Vernon High School	7/9/2025 3:56 PM
15	Pendleton park, ft ben, and summit lake	7/9/2025 2:40 PM
16	ATA summer camp, ata afterschool, parks	7/9/2025 2:16 PM
17	Whatever is going on in fortville	7/1/2025 5:53 AM
18	Indiana Premiere Tennis	6/29/2025 7:55 AM
19	Pendleton	6/24/2025 12:32 AM
20	Pendleton	6/23/2025 5:48 PM
21	Where ever the baseball games are scheduled.	6/23/2025 1:33 PM
22	Geist Area Soccer League	6/23/2025 1:08 PM
23	MV Optimist	6/23/2025 12:54 PM

Q3 What would help you or members of your household participate in more recreation opportunities in the future? (Select all that apply.)

Answered: 147 Skipped: 6



ANSWER CHOICES	RESPONSES	
Programs should be offered during a variety of days and times throughout the week	83.67%	123
More accessible facilities	30.61%	45
Adaptive or specialized programs for individuals with disabilities	10.20%	15
Better transportation options	4.08%	6
Lower-cost or financial assistance options	19.05%	28
Culturally inclusive programming	11.56%	17
Childcare or caregiver support during programs	16.33%	24
Other (please specify)	12.24%	18
Total Respondents: 147		

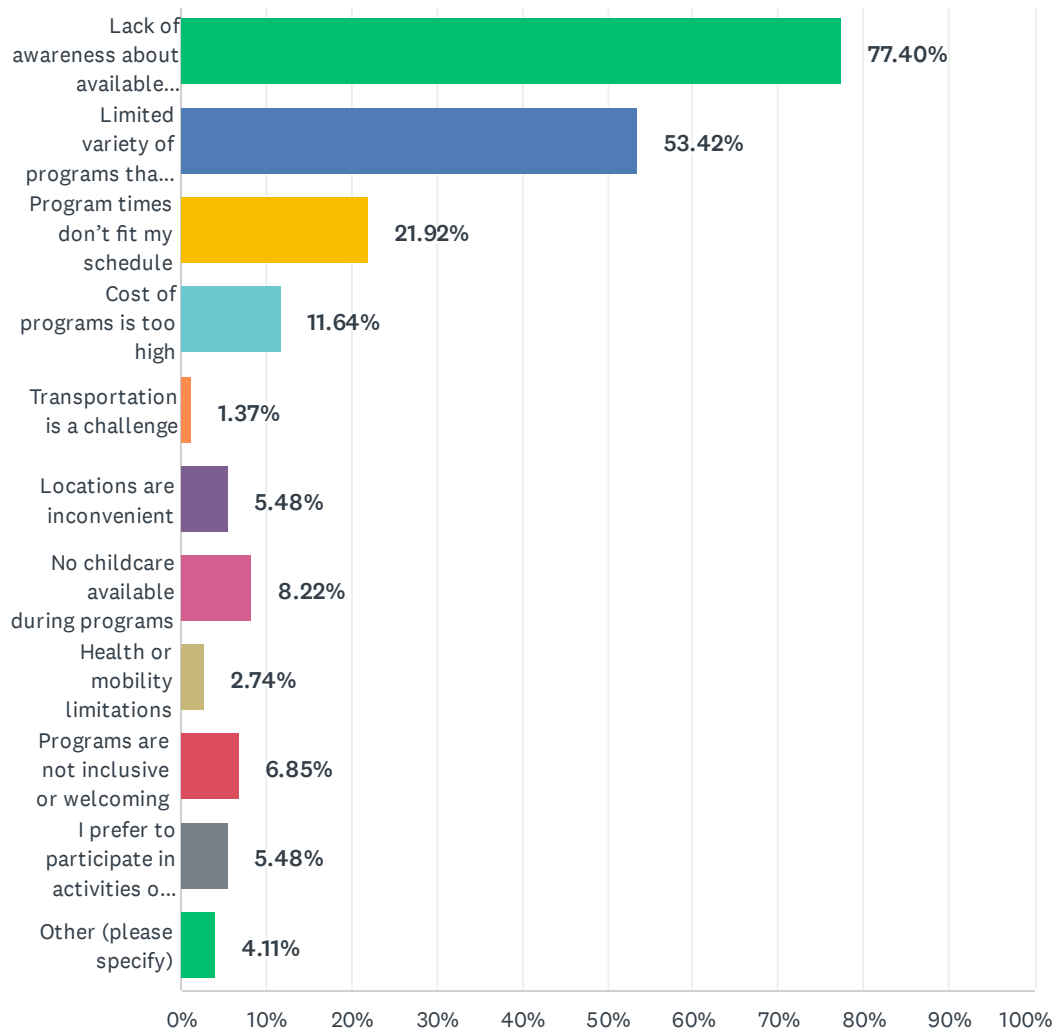
#	OTHER (PLEASE SPECIFY)	DATE
1	I'm not sure. We are recently empty nesters.	8/4/2025 10:25 PM
2	The parks are rather run down. We do enjoy the library programming in Fortville.	8/3/2025 4:06 PM
3	Notifying people	7/29/2025 9:03 PM

Town of Fortville Parks and Recreation Community Survey

4	Leading playground and or splash pad	7/24/2025 4:06 PM
5	Parking	7/24/2025 2:56 PM
6	Areas for kids to play, explore	7/24/2025 10:39 AM
7	Subject matter of interest to members of my household; family-centric programs; low cost programs	7/14/2025 9:25 AM
8	senior events	7/10/2025 6:44 AM
9	Different varieties of programs	7/9/2025 8:05 PM
10	Knowing about them	7/2/2025 6:19 PM
11	Trail system connecting northwest neighborhoods to downtown.	6/26/2025 4:25 PM
12	N/A	6/25/2025 12:01 PM
13	Family friendly/kids activities	6/23/2025 10:00 PM
14	Youth camps/ youth workout programs	6/23/2025 5:00 PM
15	Traffic and parking	6/23/2025 2:31 PM
16	A wellness center or gym in Fortville would be a fantastic way to get people engaged locally. Regarding transportation, a program such as town scooters or bikes would be super helpful to increase access.	6/23/2025 1:39 PM
17	Having actual opportunities that are purely recreational and not travel team cash grabs	6/23/2025 12:54 PM
18	A variety of easy ways to learn about programs	6/23/2025 12:12 PM

Q4 What currently prevents you or members of your household from participating in recreation programs in or near Fortville? (Select all that apply.)

Answered: 146 Skipped: 7



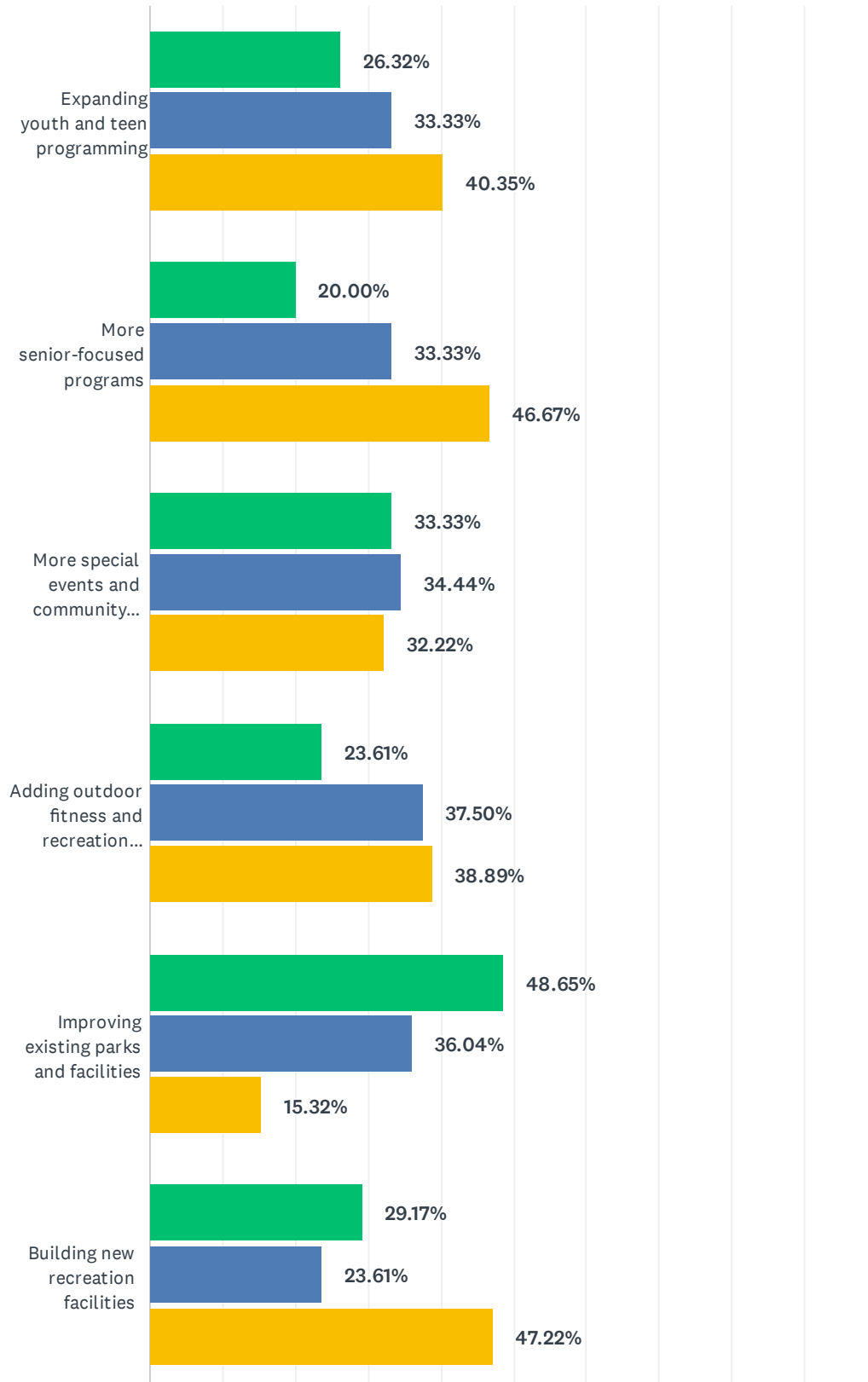
Town of Fortville Parks and Recreation Community Survey

ANSWER CHOICES	RESPONSES	
Lack of awareness about available programs	77.40%	113
Limited variety of programs that interest me/my family	53.42%	78
Program times don't fit my schedule	21.92%	32
Cost of programs is too high	11.64%	17
Transportation is a challenge	1.37%	2
Locations are inconvenient	5.48%	8
No childcare available during programs	8.22%	12
Health or mobility limitations	2.74%	4
Programs are not inclusive or welcoming	6.85%	10
I prefer to participate in activities on my own	5.48%	8
Other (please specify)	4.11%	6
Total Respondents: 146		

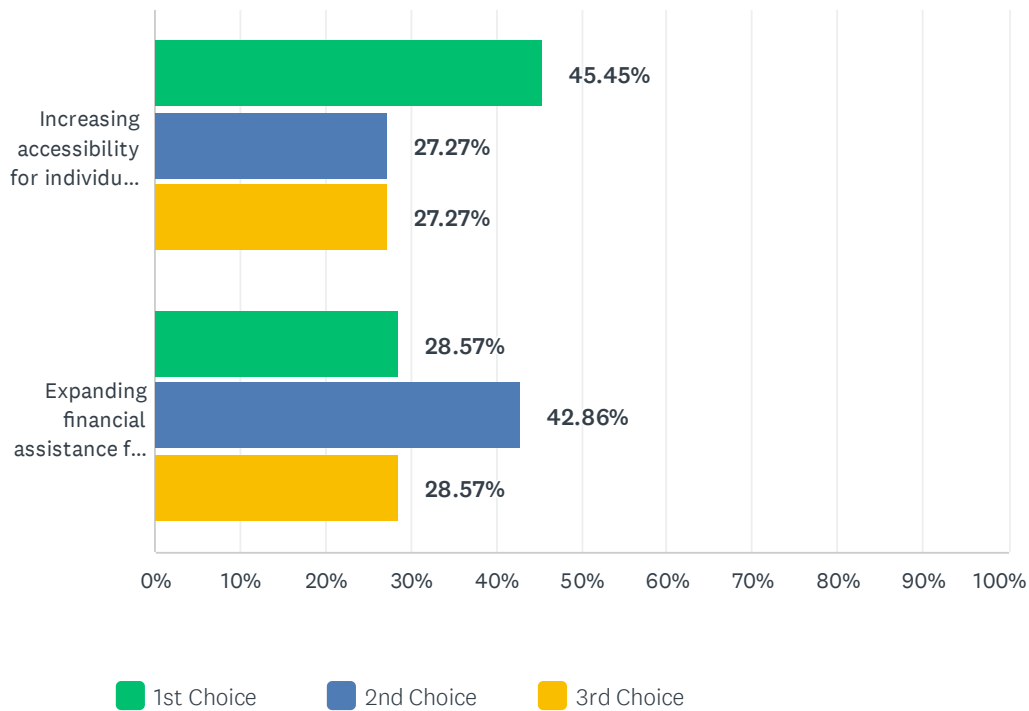
#	OTHER (PLEASE SPECIFY)	DATE
1	No offerings	7/25/2025 9:47 AM
2	Less about programs, more about a place to gather thats awesome to be at. Local identity anchor	7/24/2025 4:06 PM
3	Parking & Cost of Town Restaurants	7/24/2025 2:56 PM
4	Not enough programs, especially for kids and sports	7/10/2025 1:34 PM
5	Nothing available in Fortville so we go to Greenfield.	6/24/2025 8:59 AM
6	No gym facilities in Fortville. I'd be happy to spend my money locally.	6/23/2025 1:39 PM

Q5 What should be the top priorities for Fortville in the next 5 years? (Rank your top 3)

Answered: 148 Skipped: 5



Town of Fortville Parks and Recreation Community Survey



	1ST CHOICE	2ND CHOICE	3RD CHOICE	TOTAL	WEIGHTED AVERAGE
Expanding youth and teen programming	26.32% 15	33.33% 19	40.35% 23	57	2.14
More senior-focused programs	20.00% 3	33.33% 5	46.67% 7	15	2.27
More special events and community festivals	33.33% 30	34.44% 31	32.22% 29	90	1.99
Adding outdoor fitness and recreation opportunities	23.61% 17	37.50% 27	38.89% 28	72	2.15
Improving existing parks and facilities	48.65% 54	36.04% 40	15.32% 17	111	1.67
Building new recreation facilities	29.17% 21	23.61% 17	47.22% 34	72	2.18
Increasing accessibility for individuals with disabilities	45.45% 5	27.27% 3	27.27% 3	11	1.82
Expanding financial assistance for low-income households	28.57% 2	42.86% 3	28.57% 2	7	2.00

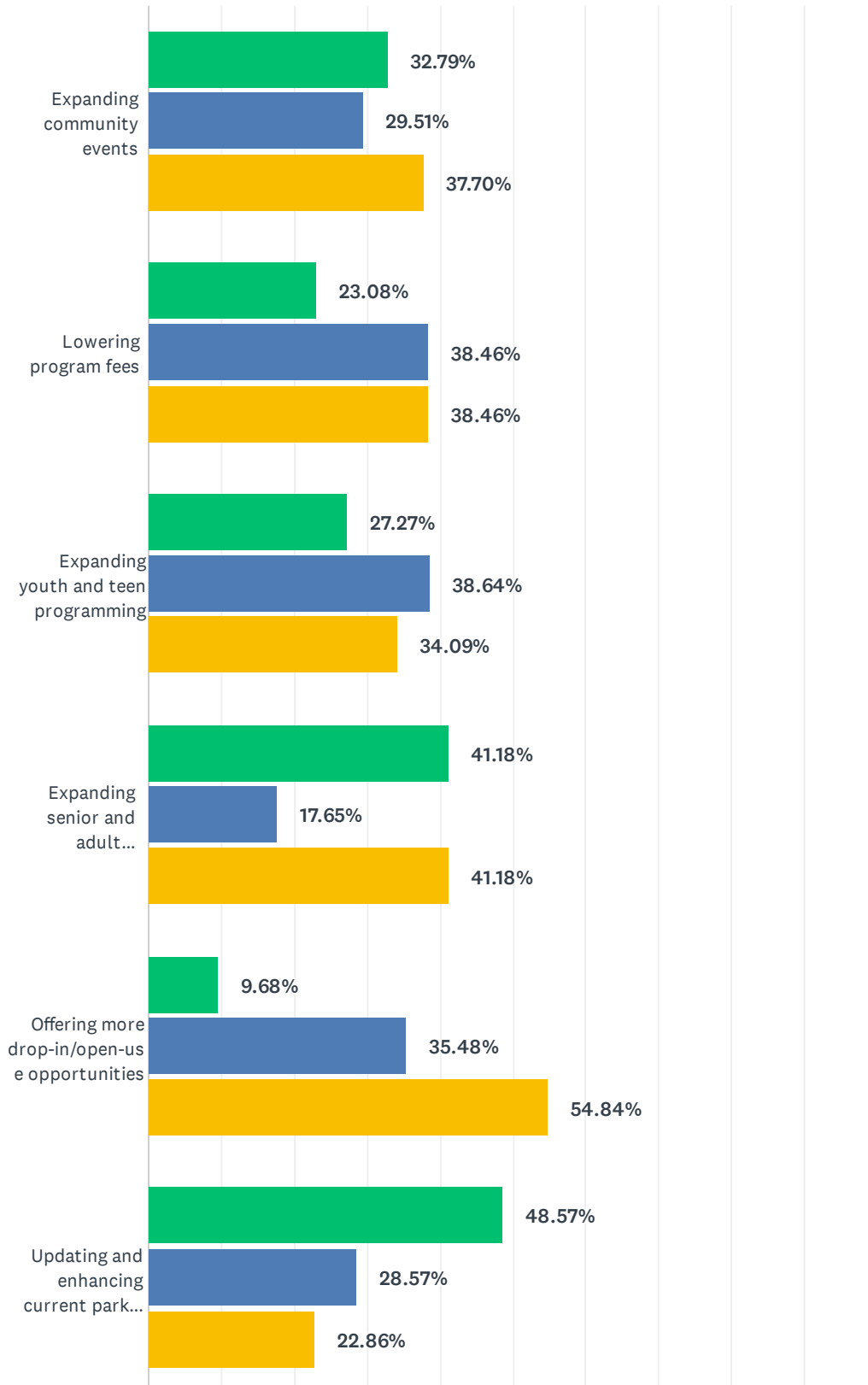
#	OTHER (PLEASE SPECIFY)	DATE
1	We would love to see improved parks in Fortville. A splash pad in Landmark Park would be incredible! Another priority would be more kid programming options, like park district sports and classes that are affordable.	8/3/2025 4:08 PM
2	Senior Options would be great too	7/25/2025 9:47 AM
3	The programs will be enabled by this	7/24/2025 4:06 PM
4	Parking	7/24/2025 2:56 PM
5	Expanding financial assistance for low-income households is not a function of the parks. This aligns with the township trustees	7/24/2025 11:11 AM

Town of Fortville Parks and Recreation Community Survey

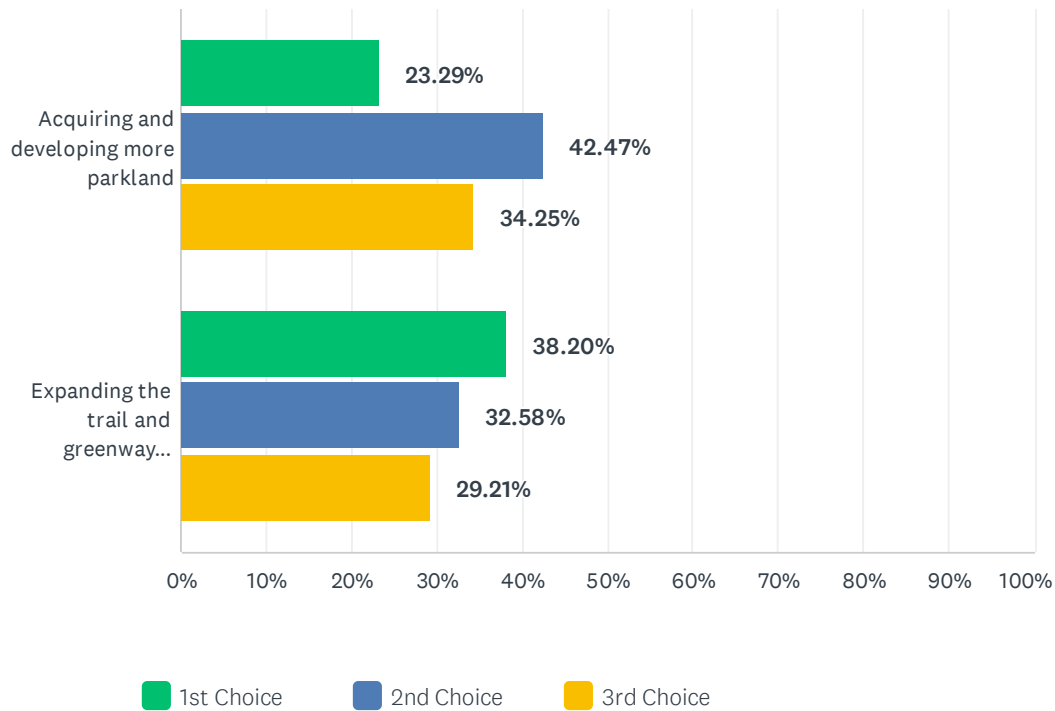
6	A splash pad at Landmark Park would be amazing. There is enough room to add a splash pad, it would draw young families in, and they would walk the business on Main Street after.	7/24/2025 10:39 AM
7	Splash pad would be great for the little and younger kids!	7/9/2025 8:05 PM
8	Promoting pickleball, dodgeball, frisbee golf leagues would get teens, families and seniors involved.	6/26/2025 4:25 PM
9	The addition of a disc golf course that is thoughtfully placed and planned would be the absolute best that the park service could do to bring people into this town. There is only one other course fairly close to Fortville.	6/25/2025 12:01 PM
10	We need a splash pad!	6/23/2025 11:13 PM
11	Improving the mixed use of downtown buildings to promote walking and spending time. Protecting downtown from too many chains or fastfood places should be important as well	6/23/2025 1:53 PM

Q6 If additional funding were available for parks and recreation services, how would you like to see it used? (Select up to 3)

Answered: 148 Skipped: 5



Town of Fortville Parks and Recreation Community Survey



	1ST CHOICE	2ND CHOICE	3RD CHOICE	TOTAL	WEIGHTED AVERAGE
Expanding community events	32.79% 20	29.51% 18	37.70% 23	61	2.05
Lowering program fees	23.08% 3	38.46% 5	38.46% 5	13	2.15
Expanding youth and teen programming	27.27% 12	38.64% 17	34.09% 15	44	2.07
Expanding senior and adult programming	41.18% 7	17.65% 3	41.18% 7	17	2.00
Offering more drop-in/open-use opportunities	9.68% 3	35.48% 11	54.84% 17	31	2.45
Updating and enhancing current parks and facilities	48.57% 51	28.57% 30	22.86% 24	105	1.74
Acquiring and developing more parkland	23.29% 17	42.47% 31	34.25% 25	73	2.11
Expanding the trail and greenway network throughout Fortville	38.20% 34	32.58% 29	29.21% 26	89	1.91

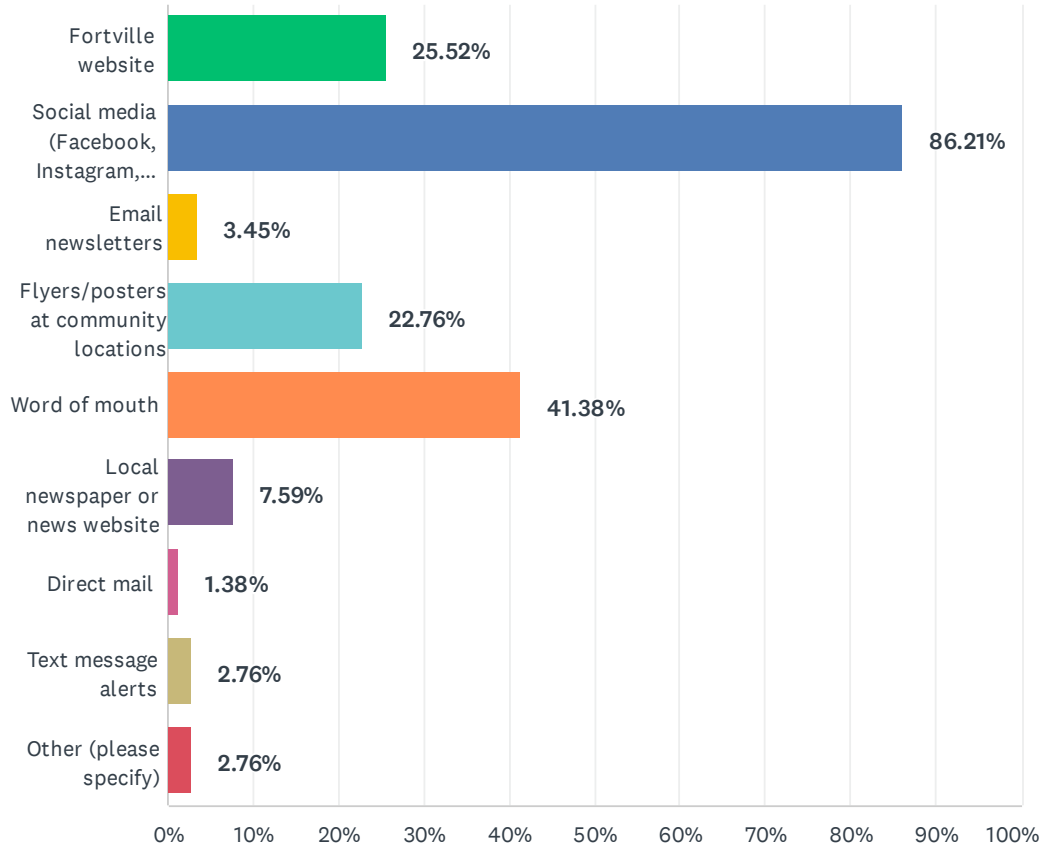
#	OTHER (PLEASE SPECIFY)	DATE
1	Side walks	7/26/2025 9:12 AM
2	Parking	7/24/2025 2:56 PM
3	Pool or splash pad	7/24/2025 1:06 PM
4	Again, I think playgrounds need to be updated at landmark park. Along with adding a splash pad. I live in timber ridge and I drive my family to Daleville multiple times through the summer for their awesome splash pad. If Fortville had that a landmark I think it would be great for all the young families moving in Fortville and it would drive up business on Main Street	7/24/2025 10:39 AM
5	Swimming pool	7/24/2025 10:27 AM

Town of Fortville Parks and Recreation Community Survey

6	Revamp Landmark Park to resemble Seminary Park in Noblesville.	6/26/2025 4:25 PM
7	Disc golf: we have great parks for it (memorial park) and it's a low cost/free option for people to enjoy year round.	6/25/2025 12:01 PM
8	Consider a pool/splashpad	6/24/2025 8:59 AM
9	Building a wellness center/gym	6/23/2025 1:39 PM
10	Community Pool or splash pad	6/23/2025 1:08 PM

Q7 How do you typically find out about Fortville programs, events, and facilities? (Check all that apply)

Answered: 145 Skipped: 8



ANSWER CHOICES	RESPONSES	
Fortville website	25.52%	37
Social media (Facebook, Instagram, etc.)	86.21%	125
Email newsletters	3.45%	5
Flyers/posters at community locations	22.76%	33
Word of mouth	41.38%	60
Local newspaper or news website	7.59%	11
Direct mail	1.38%	2
Text message alerts	2.76%	4
Other (please specify)	2.76%	4
Total Respondents: 145		

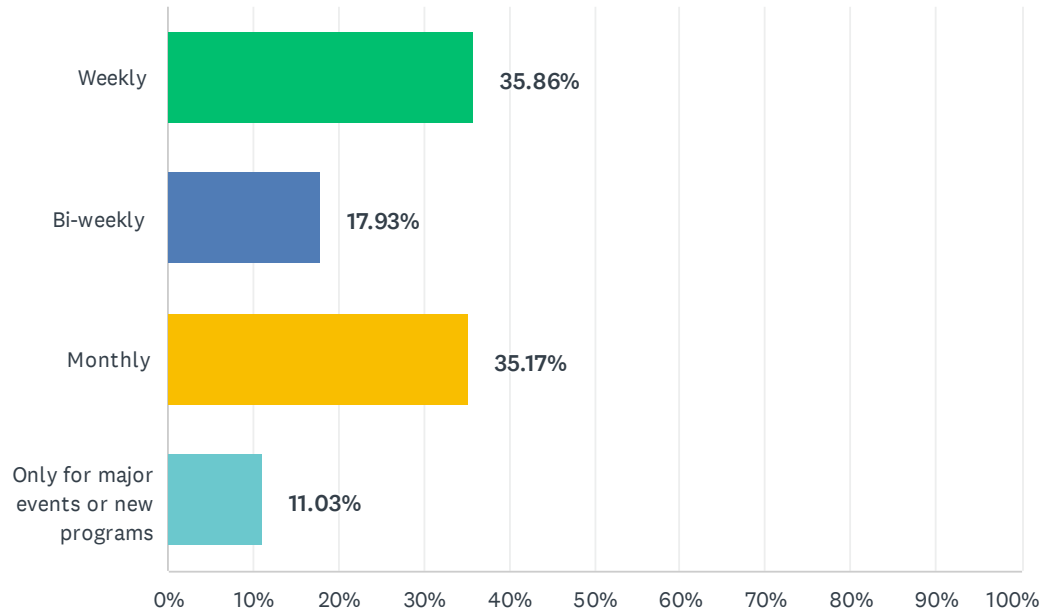
#	OTHER (PLEASE SPECIFY)	DATE
---	------------------------	------

Town of Fortville Parks and Recreation Community Survey

1	We learn of library programming by going into the library. They are great about getting calendars up to date. And even updating their Facebook page.	8/3/2025 4:11 PM
2	Gateway Community Church of Fortville	7/18/2025 11:44 AM
3	The Community Shopper worked for the town and residents.	7/9/2025 2:15 PM
4	Flyers downtown	6/23/2025 10:51 PM

Q8 How often would you like to receive updates from Fortville about programs and events?

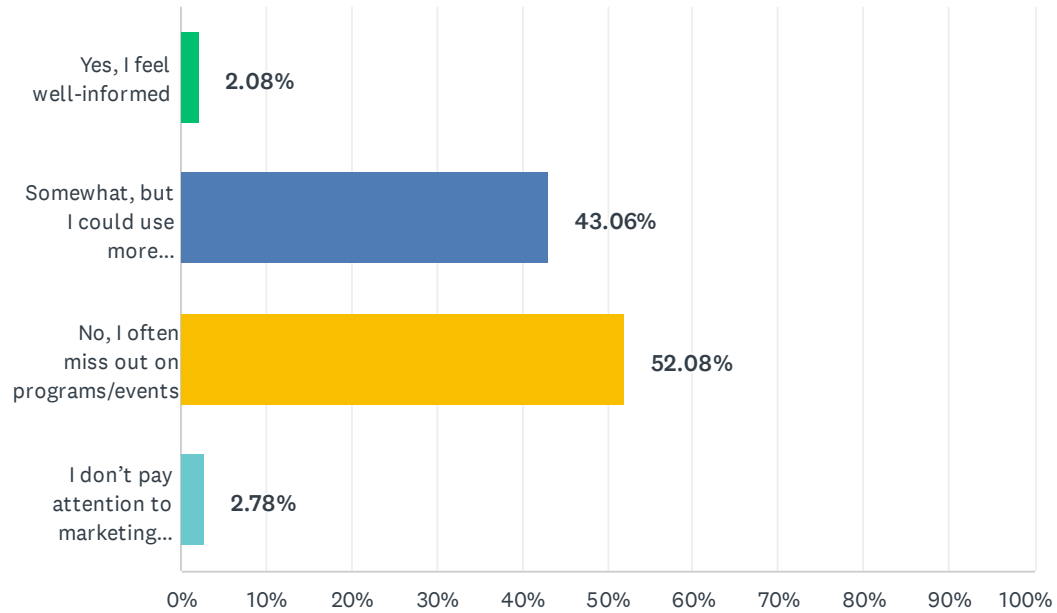
Answered: 145 Skipped: 8



ANSWER CHOICES	RESPONSES	
Weekly	35.86%	52
Bi-weekly	17.93%	26
Monthly	35.17%	51
Only for major events or new programs	11.03%	16
TOTAL		145

Q9 Do you think Fortville’s current marketing efforts are effective in reaching you?

Answered: 144 Skipped: 9



ANSWER CHOICES	RESPONSES	
Yes, I feel well-informed	2.08%	3
Somewhat, but I could use more information	43.06%	62
No, I often miss out on programs/events	52.08%	75
I don't pay attention to marketing materials	2.78%	4
TOTAL		144

Q10 What is one thing Fortville could do to improve communication with the community?

Answered: 74 Skipped: 79

#	RESPONSES	DATE
1	Get it to us in a timely manner.	8/5/2025 8:32 PM
2	Signage at Town Hall	8/5/2025 6:12 PM
3	I have always found it beneficial that in Pendleton there is a large sign that spans Highway 38 going through the town of Pendleton of upcoming events. I have always wished that Fortville could do something similar.	8/4/2025 10:31 PM
4	Mailing calendars out to residents, or having them available at public locations.	8/3/2025 4:11 PM
5	Have residents sign up for email.	8/1/2025 12:20 PM
6	Email list, communicate events through schools	7/30/2025 6:30 PM
7	Have one page that shares everything going on rather than 2+ that shares only certain events.	7/30/2025 12:33 PM
8	Actually communicate...and do so months in advance. Be willing to provide information where people will see it rather than relying on it being buried on the town website expecting people to find it.	7/29/2025 10:17 PM
9	Maybe include a note on the water bill of upcoming events or email a weekly or monthly newsletter. Maybe there is one? If there is, get the word out that there is one.	7/29/2025 9:06 PM
10	More signage around town not just of main highways.	7/27/2025 10:43 PM
11	Having one specific place online for information	7/27/2025 1:28 PM
12	Newsletter, showing events for the season sent to households.	7/27/2025 1:08 PM
13	Banners on Main St to advertise events.	7/26/2025 9:12 AM
14	town website is lacking	7/25/2025 9:47 AM
15	Social media	7/25/2025 8:05 AM
16	Advance knowledge of upcoming events	7/25/2025 7:34 AM
17	Newsletter or collaboration with the Daily Reporter	7/24/2025 7:10 PM
18	Consistency in posting about opportunities to participate and upcoming events, and improvements coming soon.	7/24/2025 6:33 PM
19	Weekly or monthly newsletter email that you can subscribe to.	7/24/2025 5:47 PM
20	Listen to what residents want unlike Summerfest and have residents in charge instead of out of towners	7/24/2025 5:18 PM
21	Centralize and run short-term geo ads to gain followership	7/24/2025 4:06 PM
22	More online posting. Local Facebook and Instagram. Share link to towns park page so everyone can see rules and agendas.	7/24/2025 3:07 PM

Town of Fortville Parks and Recreation Community Survey

23	Physical Signage clearly defined on Broadway, Main & SR 13 moths/weeks in advance of Town Festivals & Activities.	7/24/2025 2:56 PM
24	Create a more lively environment that makes people want to figure out what's next!! Quit bringing in boring insurance companies to the liveliest part of town- Main Street. Bring in shops that are open longer for people who work 9-5's to go in and connect with fellow members of the community!!	7/24/2025 2:44 PM
25	more food	7/24/2025 1:54 PM
26	Have a media person who posts on Fortville happenings. I see some there now, but it seems inconsistent.	7/24/2025 1:37 PM
27	Listen to what the People want	7/24/2025 1:07 PM
28	Electronic signage along U.S. 36/Ind. 67 (Broadway St.)	7/24/2025 12:04 PM
29	Better marketing outside of social media I miss so many things because I see them to late. Unless someone turns notifications on first on social media it often gets missed.	7/24/2025 11:54 AM
30	Increase frequency	7/24/2025 11:22 AM
31	Consistent weekly or monthly email newsletters	7/24/2025 10:55 AM
32	Community news letter by mail would be great. A monthly news letter that goes out with the water bill that gives all of the monthly events would be super helpful	7/24/2025 10:39 AM
33	Update online services to be more user friendly and modern	7/22/2025 3:03 PM
34	alerts Email newsletters and text	7/22/2025 2:58 PM
35	Ensure that the posters around town explain the nature of the event; I still have no idea what Third Thursday is about.	7/14/2025 9:25 AM
36	Just listen.	7/10/2025 7:16 PM
37	Email Newsletters like McCordsville does, active on Facebook, Facebook events and more.	7/10/2025 1:34 PM
38	Have a digital sign for upcoming events in fortville.	7/10/2025 7:34 AM
39	post calender of events that is updated	7/10/2025 6:44 AM
40	Put out message boards like the city of fishers does. They do a great job communicating about there events. Online, news stations. Why don't you take tips from them.	7/9/2025 11:46 PM
41	Have a weekly or biweekly email blast to the town of events that are happening around the town that includes events at local businesses, the food pantries, the schools, festivals and deadlines if they need vendors, etc.	7/9/2025 8:05 PM
42	Make citizens more aware via mail or website.	7/9/2025 4:27 PM
43	Toss a flyer in my mailbox.	7/9/2025 3:14 PM
44	Make communications and updates more visible via social media.	7/9/2025 2:16 PM
45	Email event flyers in big print.	7/9/2025 2:15 PM
46	Monthly newsletter	7/9/2025 2:00 PM
47	Quit trying to separate McCordsville/Fortville. Both towns need to quit measuring dicks and trying to compete. Working together is what will be best for both towns.	7/9/2025 1:26 PM
48	More signs	7/9/2025 10:17 AM
49	Improve and develop the things we already have -	7/9/2025 8:06 AM

Town of Fortville Parks and Recreation Community Survey

parks, downtown, trails, etc. - and make bike/walking paths to easily connect them all

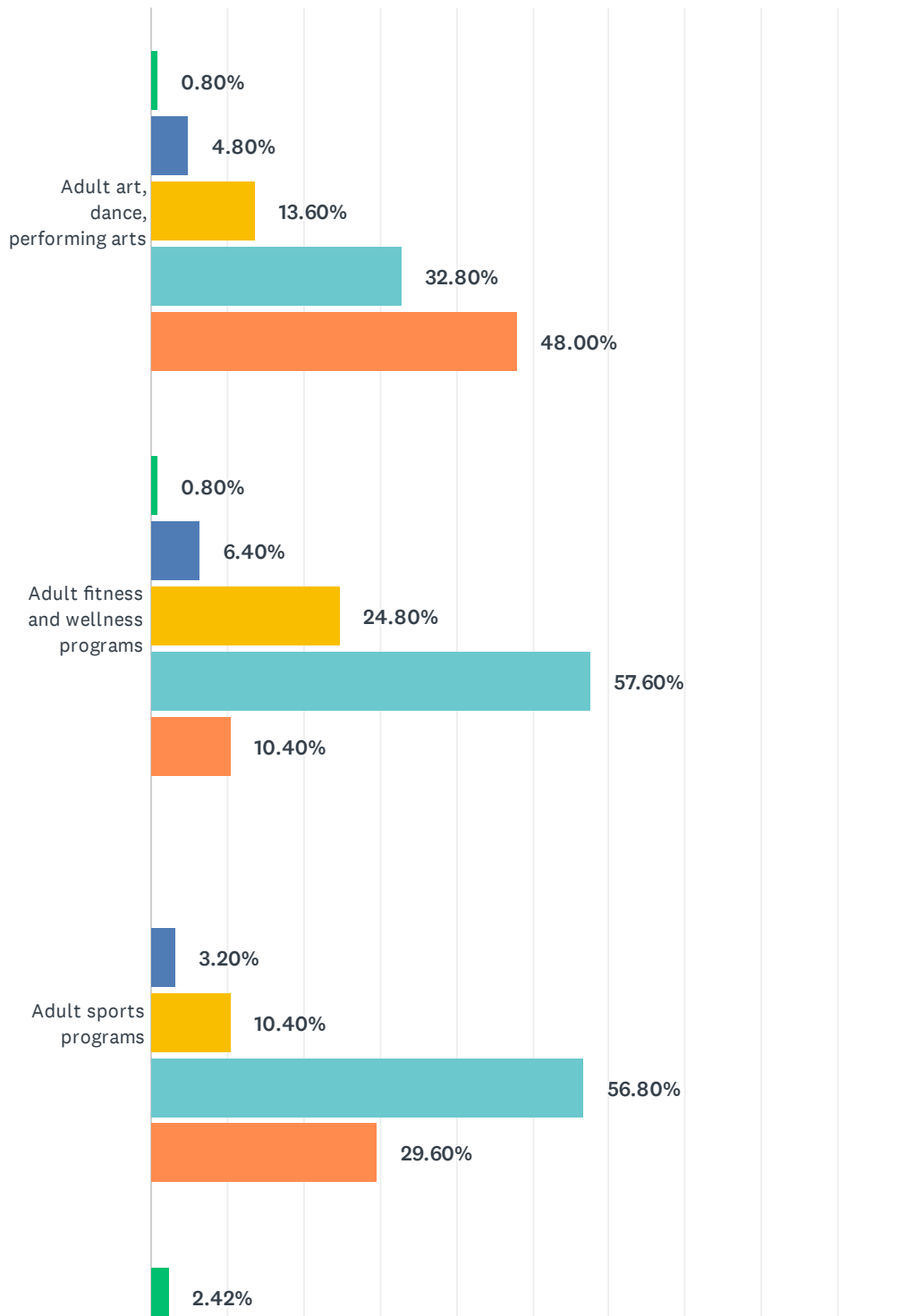
50	A monthly/quarterly text message/email that has a link to any upcoming events.	7/9/2025 7:04 AM
51	A stronger presence on the Facebooks	7/1/2025 5:53 AM
52	Utilizing social media such as Instagram, Facebook, etc. would likely improve the connection with younger people in the community. I feel as though I very rarely see information until the 3 days leading up to an event. Earlier notice would be helpful.	6/29/2025 12:59 AM
53	Attach a newsletter to mail we already get, like an electric bill...	6/27/2025 12:53 PM
54	have weekly newsletter on FB	6/27/2025 9:59 AM
55	active events calender of events on the facebook page	6/26/2025 6:03 PM
56	Banner or sign for major events. Improve town website and calendar.	6/26/2025 4:25 PM
57	Fortville Happenings is where stuff should be posted on Facebook.	6/25/2025 12:25 PM
58	Honestly, more tie-ins with local businesses would be amazing! That's usually how I find out about events, because some cute little shop or spot tells me they're going or sponsoring it.	6/25/2025 11:53 AM
59	A text/email flyer for upcoming monthly events	6/24/2025 6:25 PM
60	Post more frequently	6/24/2025 4:22 PM
61	Tell us what you're planning so we know what to expect. This town means a lot to a lot of people. I can't speak for everyone, but I know I'd like to slow down the development and "upgrades."	6/24/2025 3:16 PM
62	Create more quick surveys to gather the public's input on all matters.	6/24/2025 2:29 PM
63	Newsletter? Maybe monthly delivered to the house?	6/24/2025 12:57 PM
64	A central calendar of available events with links. I have trouble finding information when I am looking for it. Better descriptions of available facilities on the website.	6/24/2025 9:40 AM
65	A common bulletin	6/24/2025 1:29 AM
66	Make it more frequent	6/23/2025 11:47 PM
67	More social media activity of events	6/23/2025 10:51 PM
68	Add a newsletter to the utility bills that are sent out.	6/23/2025 10:30 PM
69	Mail a flyer once a month with everything happening the next month to inform residents so they can plan	6/23/2025 5:48 PM
70	Signage, outdoor advertising	6/23/2025 5:11 PM
71	I think it would be quite clever (and I'd be happy to help) to up-level Fortville's online presence to help reach the neighborhoods. Additionally having booths or presence in public locations to help promote community connection would also be a great move - perhaps with permission in the different neighborhoods around Fortville.	6/23/2025 1:53 PM
72	Keep all sociap media profiles active and up-to-date.	6/23/2025 1:39 PM
73	Event banners at major intersections	6/23/2025 1:30 PM
74	Facebook Communication is scattered via the source- town, parks, discover fortville. It took way too long last week to	6/23/2025 1:08 PM

Town of Fortville Parks and Recreation Community Survey

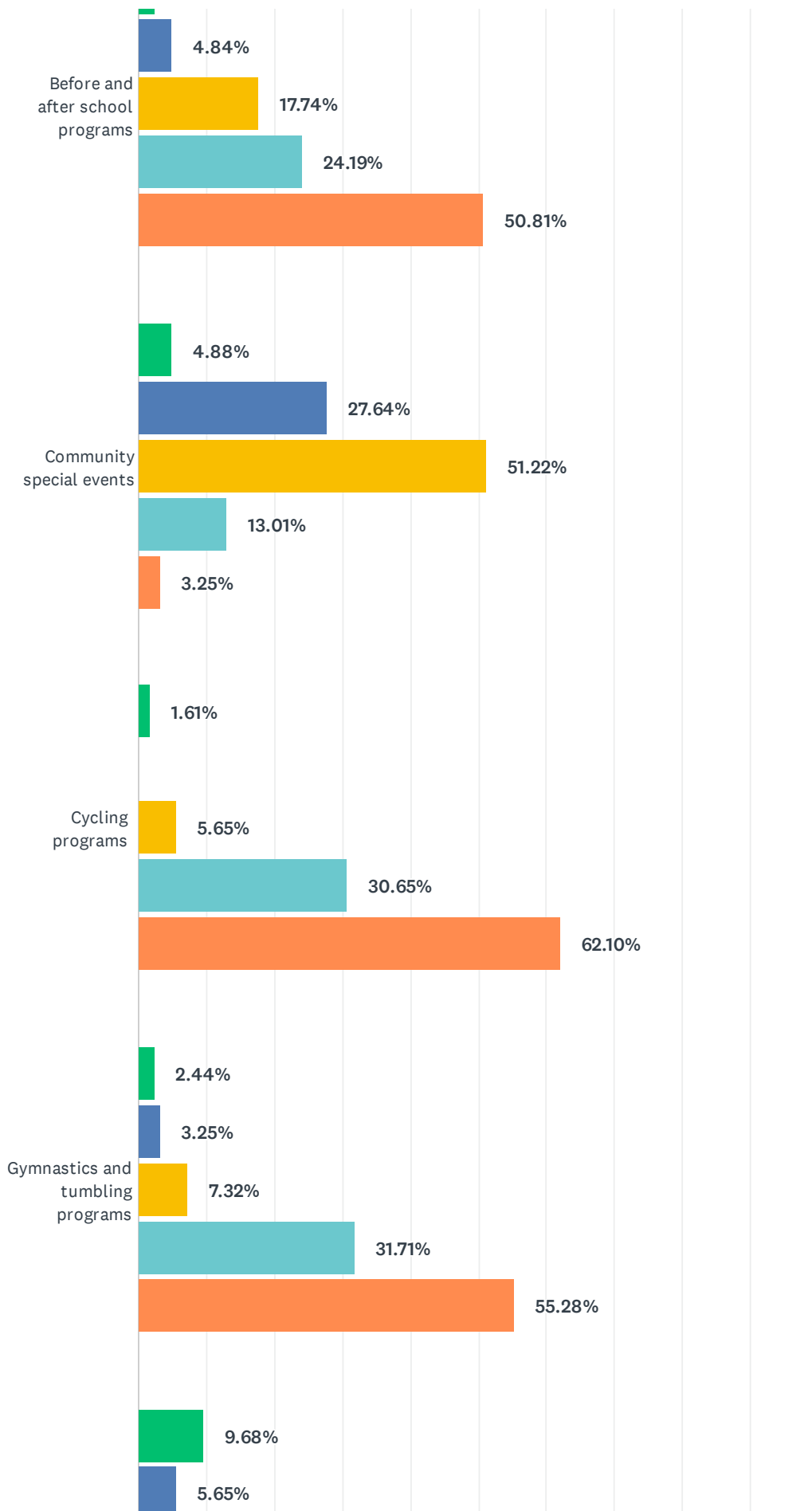
research and find the date for freedom fest. Event management is all over the place and inconsistent. I don't know how it can be consolidated and better, but something needs to change.

Q11 A variety of recreation programs and activities are listed below. Please indicate how well your needs for each program or activity are met on a scale of your needs are “Fully Met” to your needs are “Not Met” at all. If you do not have a need for one of the items listed, please select “No Need.”

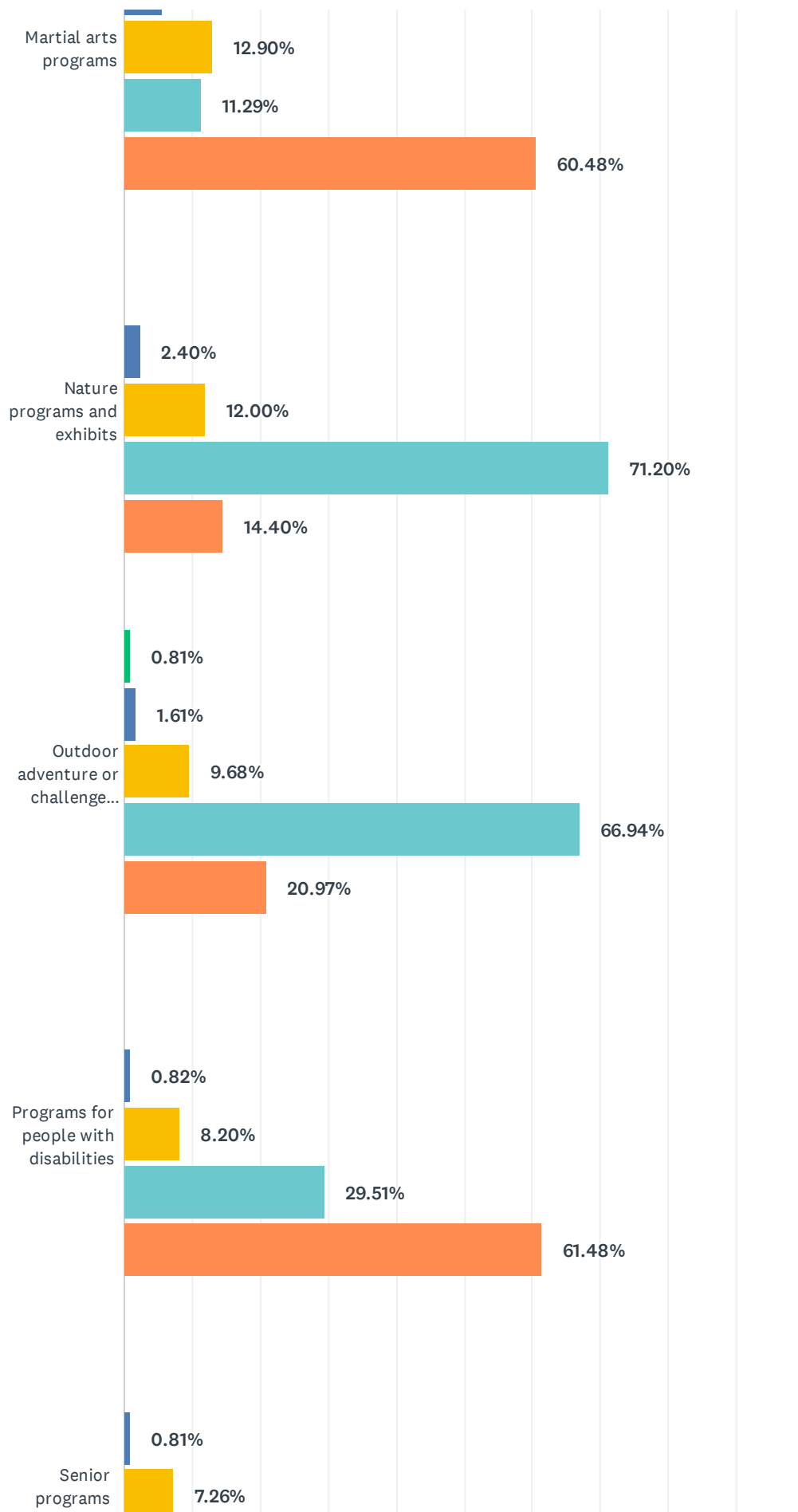
Answered: 127 Skipped: 26



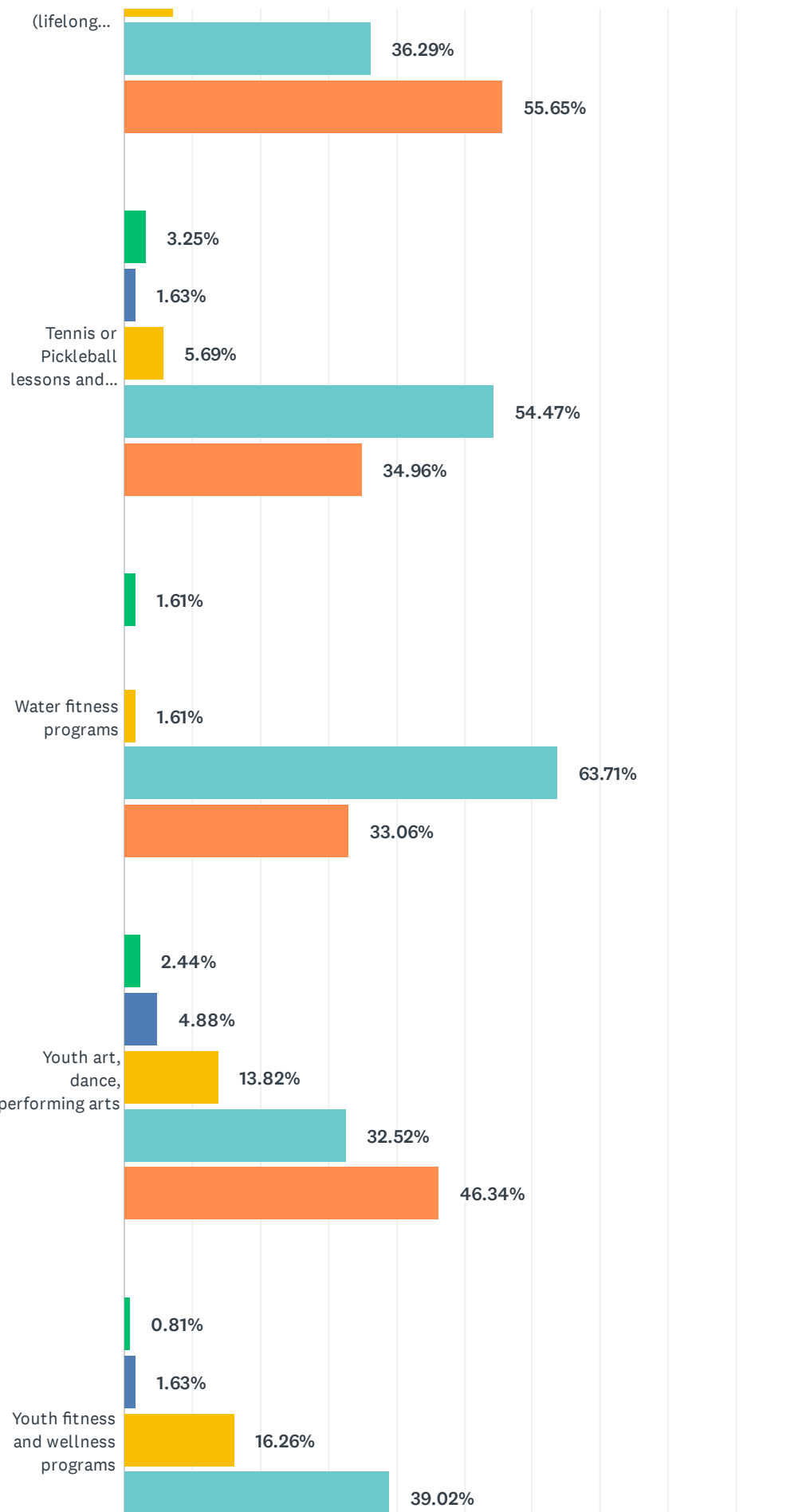
Town of Fortville Parks and Recreation Community Survey



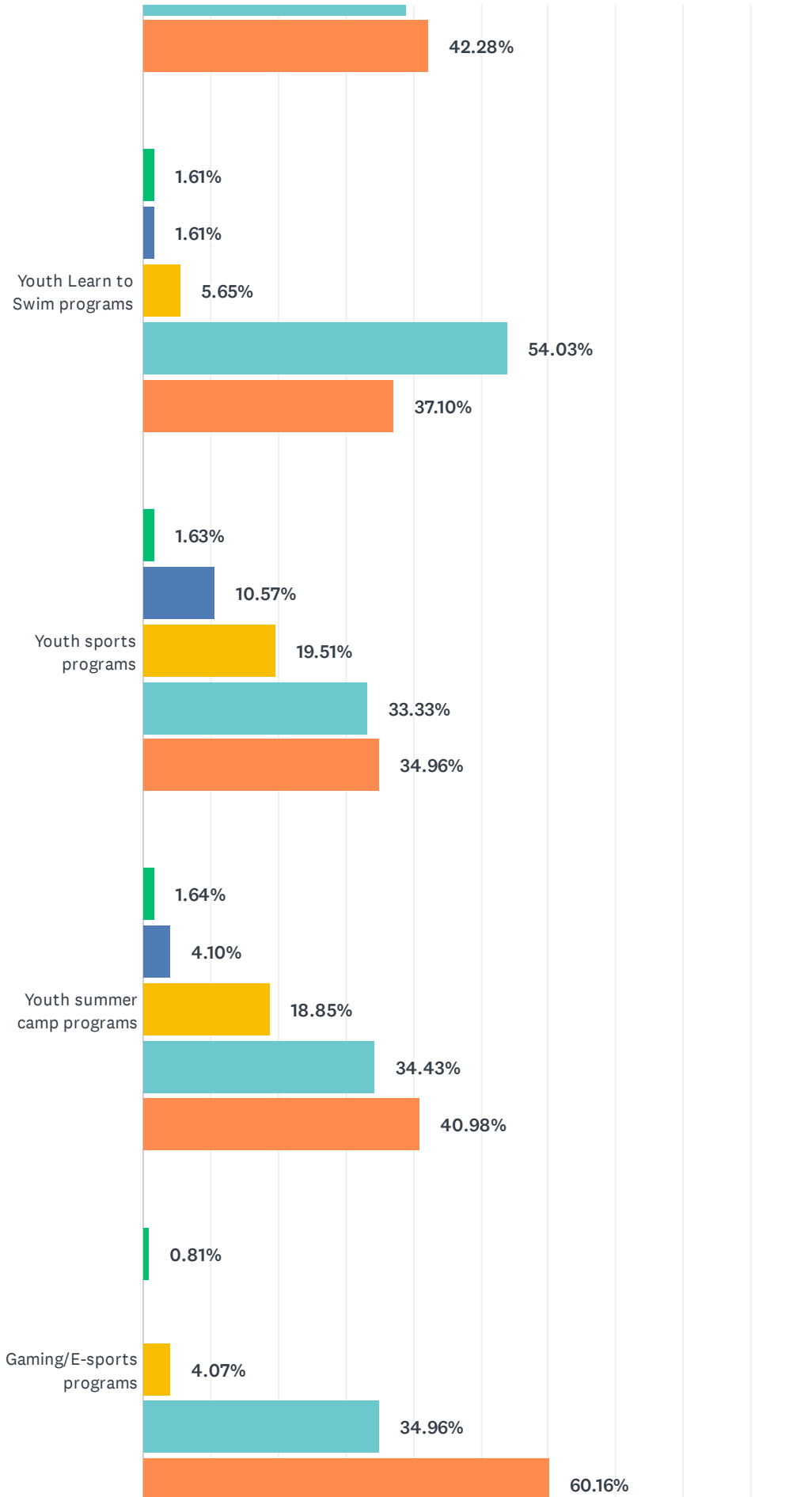
Town of Fortville Parks and Recreation Community Survey



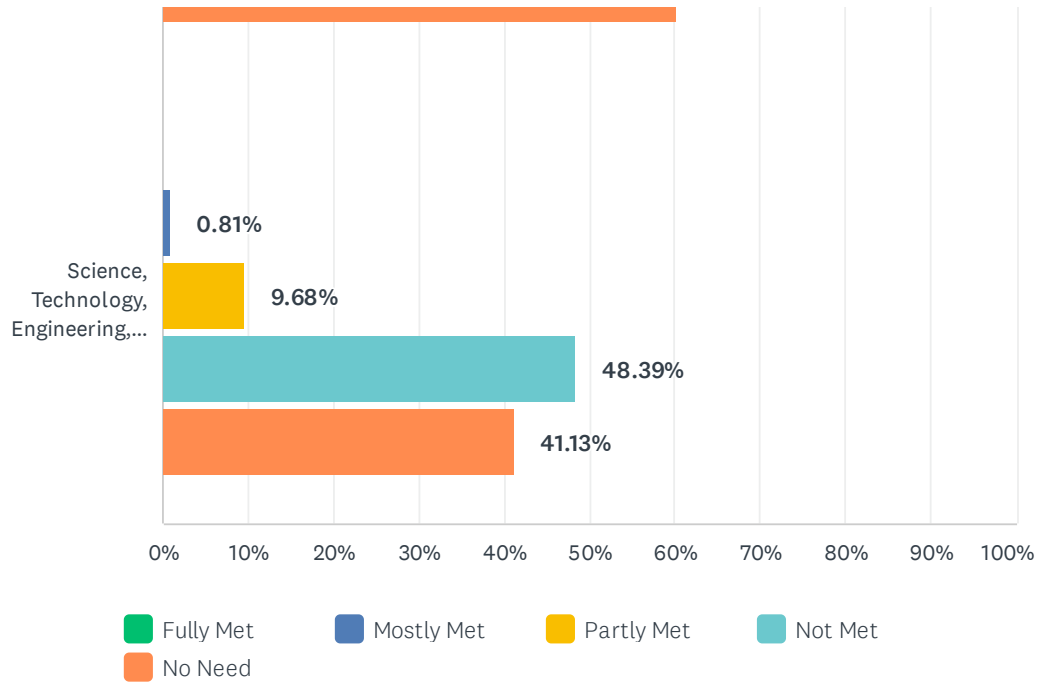
Town of Fortville Parks and Recreation Community Survey



Town of Fortville Parks and Recreation Community Survey



Town of Fortville Parks and Recreation Community Survey



Town of Fortville Parks and Recreation Community Survey

	FULLY MET	MOSTLY MET	PARTLY MET	NOT MET	NO NEED	TOTAL	WEIGHTED AVERAGE
Adult art, dance, performing arts	0.80% 1	4.80% 6	13.60% 17	32.80% 41	48.00% 60	125	4.22
Adult fitness and wellness programs	0.80% 1	6.40% 8	24.80% 31	57.60% 72	10.40% 13	125	3.70
Adult sports programs	0.00% 0	3.20% 4	10.40% 13	56.80% 71	29.60% 37	125	4.13
Before and after school programs	2.42% 3	4.84% 6	17.74% 22	24.19% 30	50.81% 63	124	4.16
Community special events	4.88% 6	27.64% 34	51.22% 63	13.01% 16	3.25% 4	123	2.82
Cycling programs	1.61% 2	0.00% 0	5.65% 7	30.65% 38	62.10% 77	124	4.52
Gymnastics and tumbling programs	2.44% 3	3.25% 4	7.32% 9	31.71% 39	55.28% 68	123	4.34
Martial arts programs	9.68% 12	5.65% 7	12.90% 16	11.29% 14	60.48% 75	124	4.07
Nature programs and exhibits	0.00% 0	2.40% 3	12.00% 15	71.20% 89	14.40% 18	125	3.98
Outdoor adventure or challenge programs	0.81% 1	1.61% 2	9.68% 12	66.94% 83	20.97% 26	124	4.06
Programs for people with disabilities	0.00% 0	0.82% 1	8.20% 10	29.51% 36	61.48% 75	122	4.52
Senior programs (lifelong learning, social outings, etc.)	0.00% 0	0.81% 1	7.26% 9	36.29% 45	55.65% 69	124	4.47
Tennis or Pickleball lessons and leagues	3.25% 4	1.63% 2	5.69% 7	54.47% 67	34.96% 43	123	4.16
Water fitness programs	1.61% 2	0.00% 0	1.61% 2	63.71% 79	33.06% 41	124	4.27
Youth art, dance, performing arts	2.44% 3	4.88% 6	13.82% 17	32.52% 40	46.34% 57	123	4.15
Youth fitness and wellness programs	0.81% 1	1.63% 2	16.26% 20	39.02% 48	42.28% 52	123	4.20
Youth Learn to Swim programs	1.61% 2	1.61% 2	5.65% 7	54.03% 67	37.10% 46	124	4.23
Youth sports programs	1.63% 2	10.57% 13	19.51% 24	33.33% 41	34.96% 43	123	3.89
Youth summer camp programs	1.64% 2	4.10% 5	18.85% 23	34.43% 42	40.98% 50	122	4.09
Gaming/E-sports programs	0.81% 1	0.00% 0	4.07% 5	34.96% 43	60.16% 74	123	4.54
Science, Technology, Engineering, Math (STEM) programs	0.00% 0	0.81% 1	9.68% 12	48.39% 60	41.13% 51	124	4.30

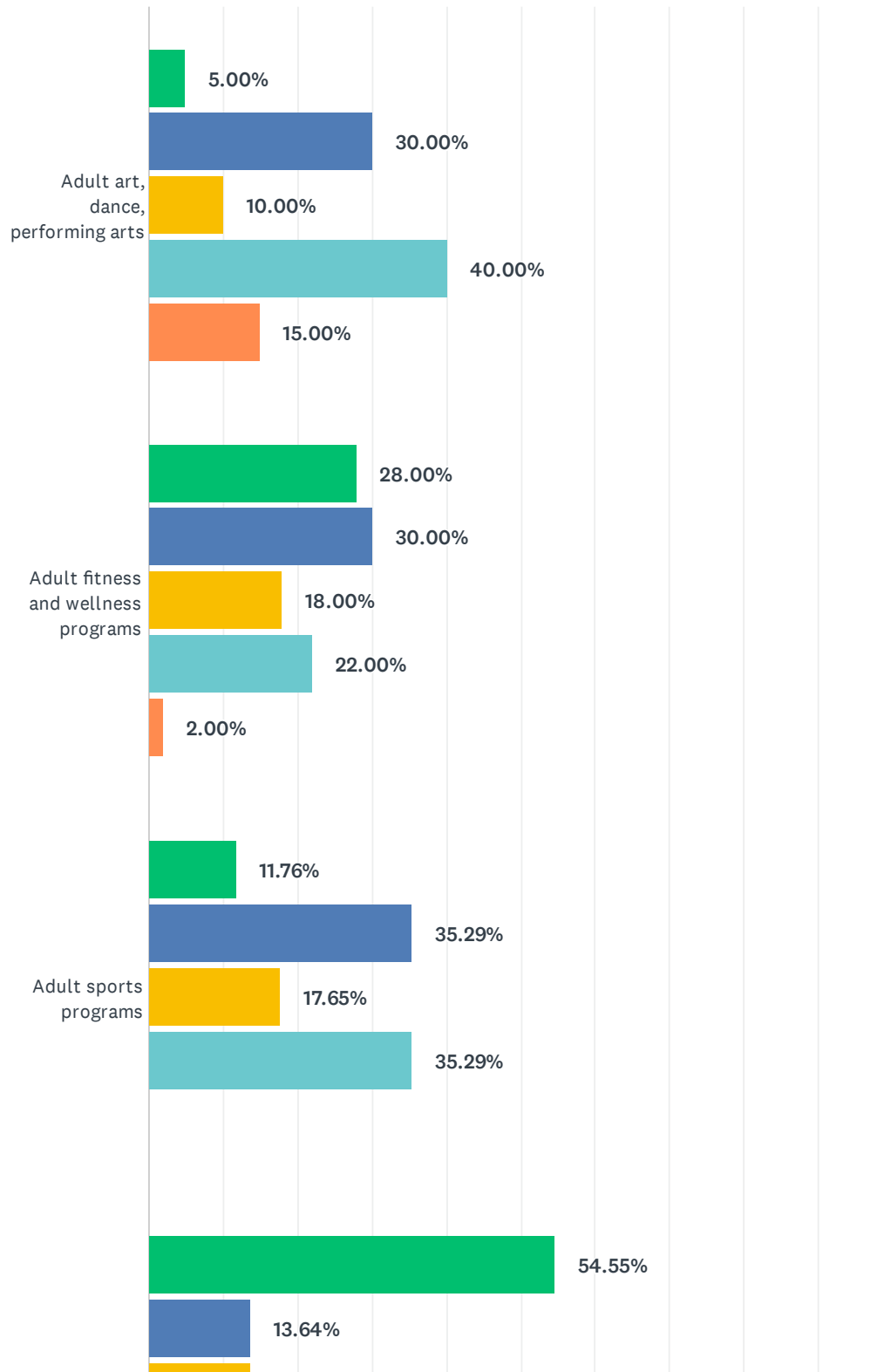
#	OTHER (PLEASE SPECIFY)	DATE
1	We would love to see park district programming for kids!!	8/3/2025 4:21 PM
2	Birding, native landscaping	7/25/2025 10:37 AM

Town of Fortville Parks and Recreation Community Survey

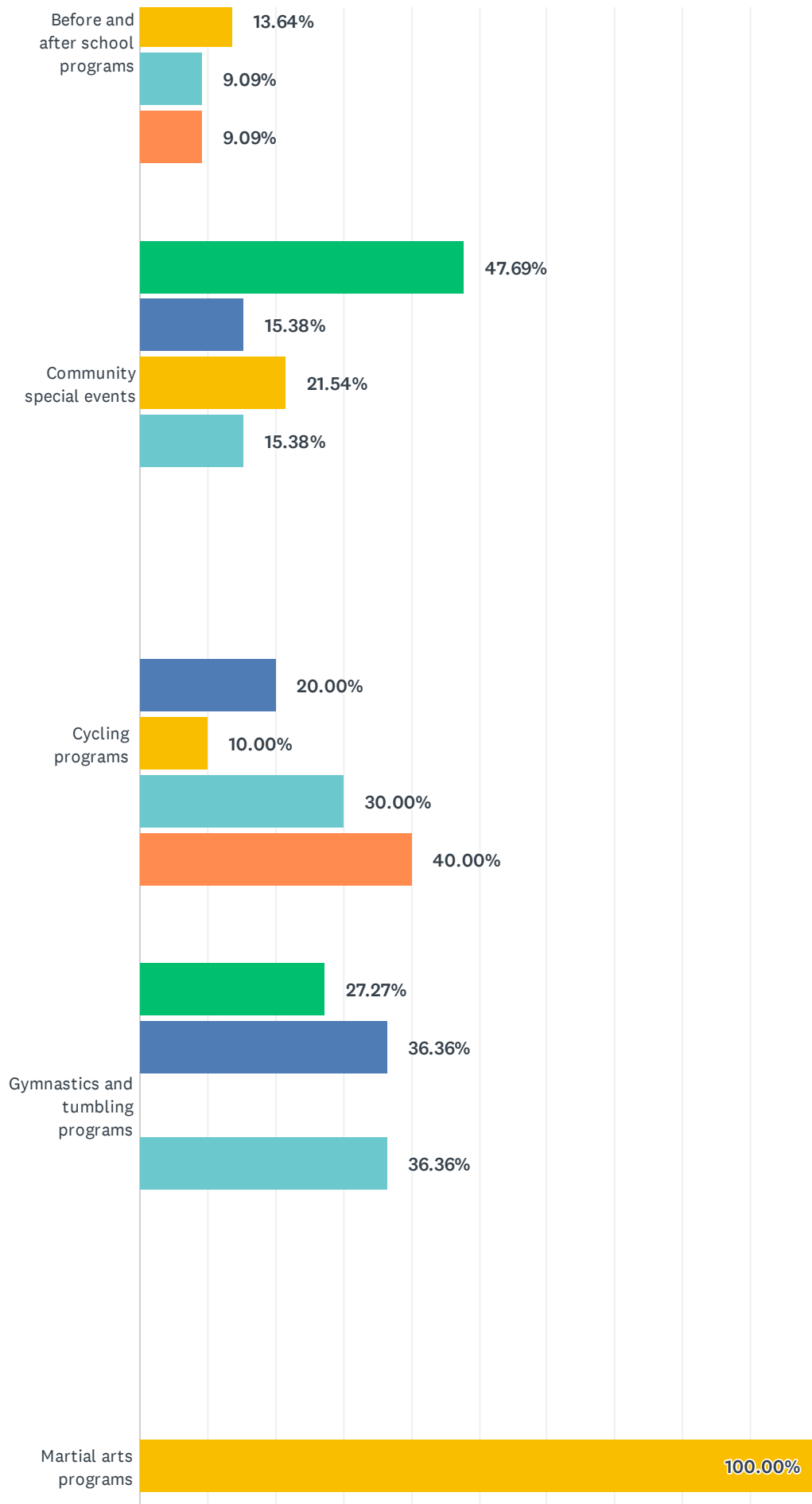
3	there is nothing offered in Fortville other than festivals	7/25/2025 9:47 AM
4	If we already offer any of these I have no information about them and been a resident for 6 years.	7/24/2025 11:54 AM
5	I don't know about these programs. There needs to be communication on how to sign up for these programs.	7/24/2025 10:39 AM
6	Handicraft lessons	7/9/2025 2:15 PM
7	Fortville needs a gym (Planet Fitness as it's reasonably priced)	6/30/2025 11:44 AM
8	Sorry, but does the park do any of this? There are some things in the community that do, for instance, youth sports, but I wasn't aware the parks did any of it. Is the question supposed to be "how interested are you in these things?" Because that would be another answer	6/27/2025 12:53 PM

Q12 Which FOUR of the programs or activities listed above do you think are MOST IMPORTANT to you and the members of your household? [If you don't believe any of these are important, select "NONE."]

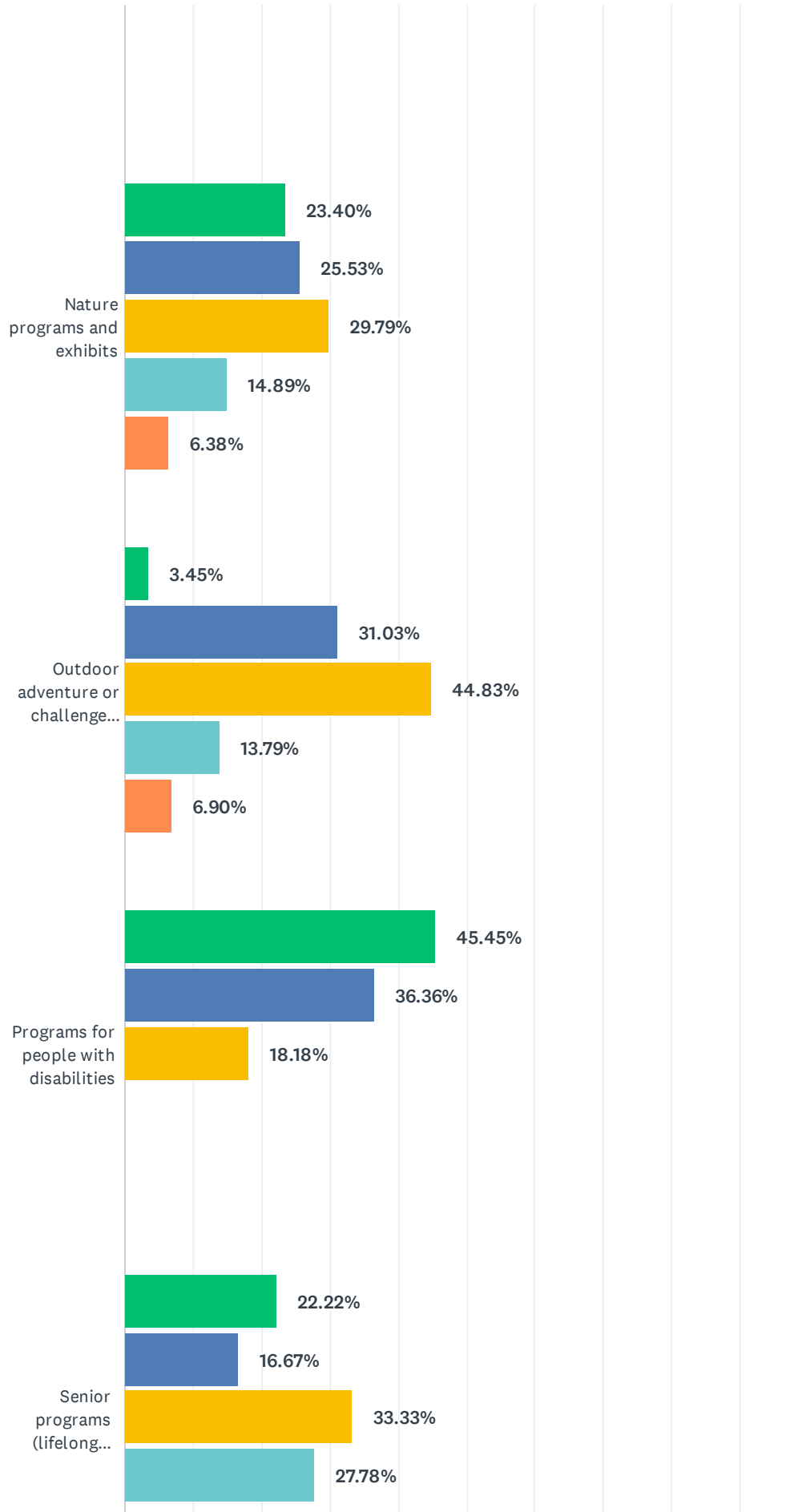
Answered: 122 Skipped: 31



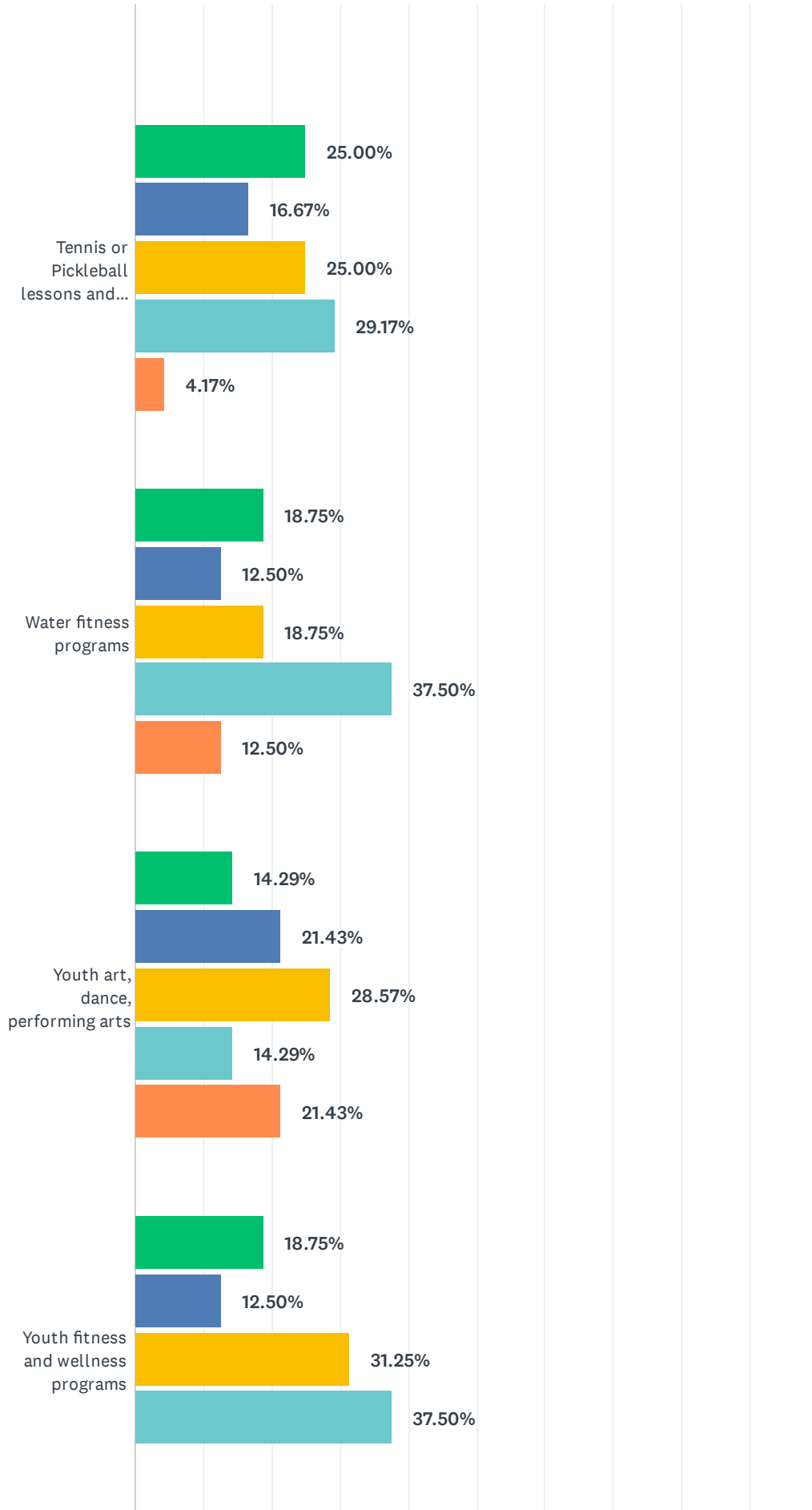
Town of Fortville Parks and Recreation Community Survey



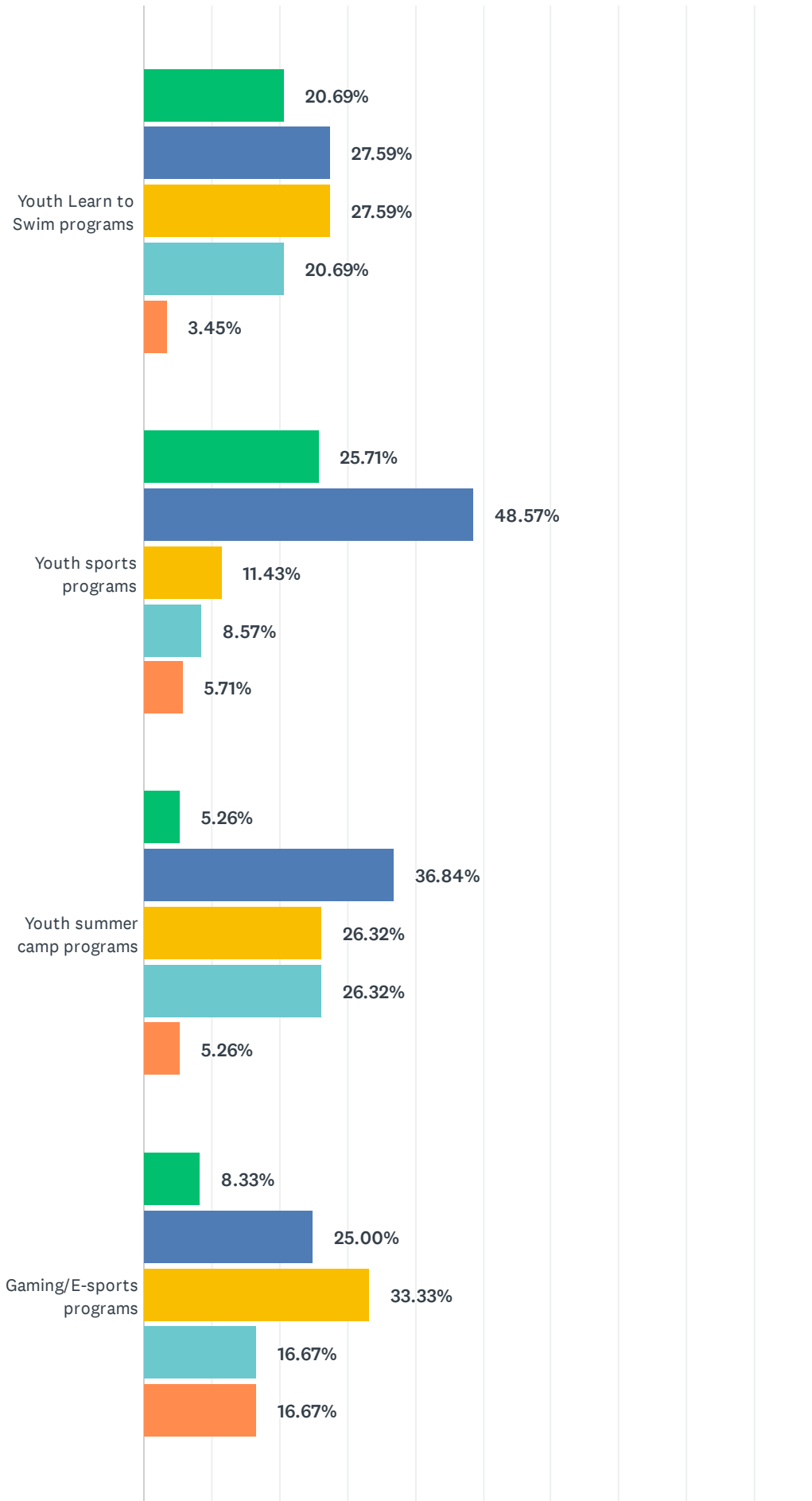
Town of Fortville Parks and Recreation Community Survey



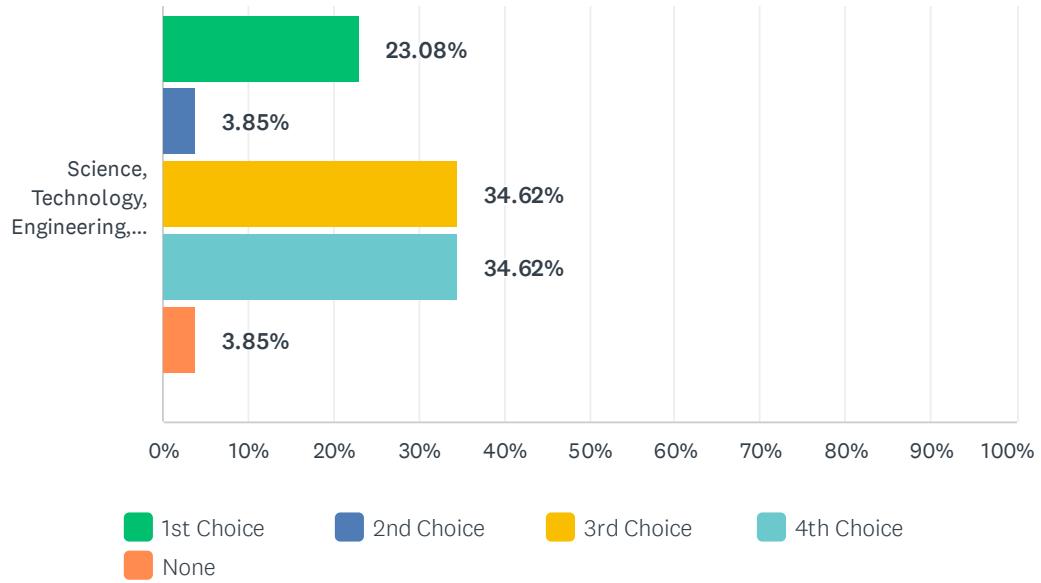
Town of Fortville Parks and Recreation Community Survey



Town of Fortville Parks and Recreation Community Survey



Town of Fortville Parks and Recreation Community Survey

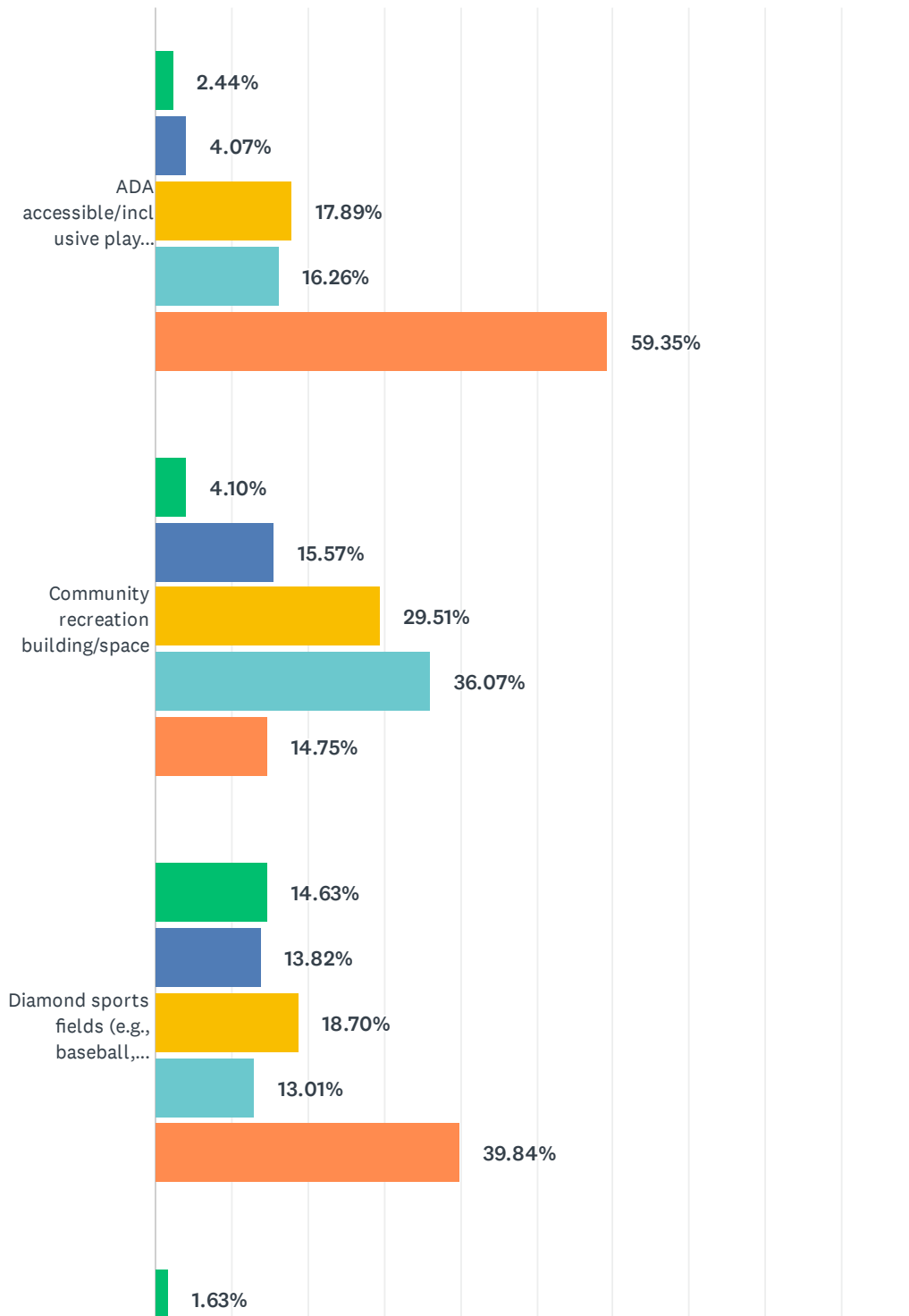


Town of Fortville Parks and Recreation Community Survey

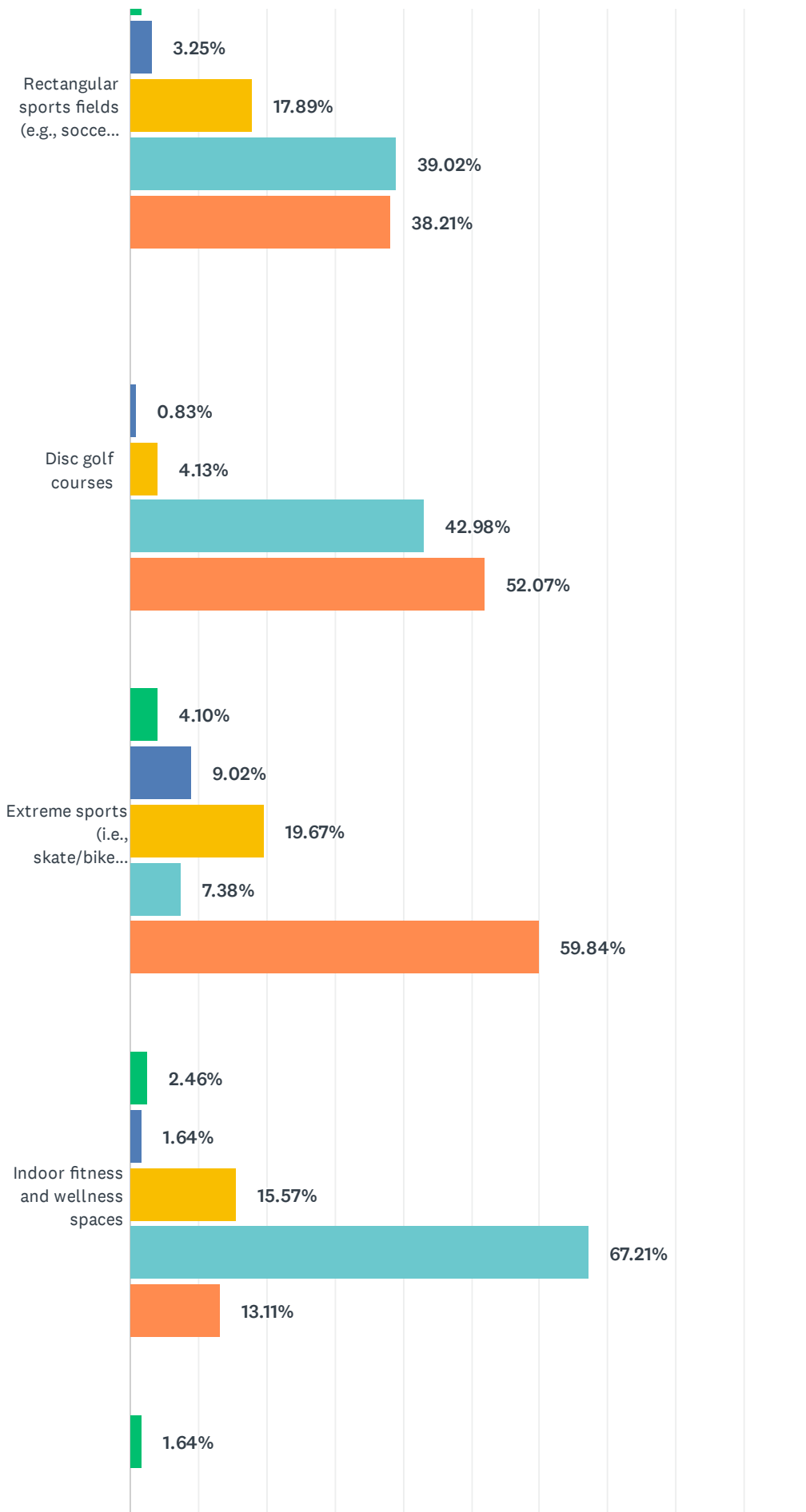
	1ST CHOICE	2ND CHOICE	3RD CHOICE	4TH CHOICE	NONE	TOTAL	WEIGHTED AVERAGE
Adult art, dance, performing arts	5.00% 1	30.00% 6	10.00% 2	40.00% 8	15.00% 3	20	3.30
Adult fitness and wellness programs	28.00% 14	30.00% 15	18.00% 9	22.00% 11	2.00% 1	50	2.40
Adult sports programs	11.76% 2	35.29% 6	17.65% 3	35.29% 6	0.00% 0	17	2.76
Before and after school programs	54.55% 12	13.64% 3	13.64% 3	9.09% 2	9.09% 2	22	2.05
Community special events	47.69% 31	15.38% 10	21.54% 14	15.38% 10	0.00% 0	65	2.05
Cycling programs	0.00% 0	20.00% 2	10.00% 1	30.00% 3	40.00% 4	10	3.90
Gymnastics and tumbling programs	27.27% 3	36.36% 4	0.00% 0	36.36% 4	0.00% 0	11	2.45
Martial arts programs	0.00% 0	0.00% 0	100.00% 2	0.00% 0	0.00% 0	2	3.00
Nature programs and exhibits	23.40% 11	25.53% 12	29.79% 14	14.89% 7	6.38% 3	47	2.55
Outdoor adventure or challenge programs	3.45% 1	31.03% 9	44.83% 13	13.79% 4	6.90% 2	29	2.90
Programs for people with disabilities	45.45% 5	36.36% 4	18.18% 2	0.00% 0	0.00% 0	11	1.73
Senior programs (lifelong learning, social outings, etc.)	22.22% 4	16.67% 3	33.33% 6	27.78% 5	0.00% 0	18	2.67
Tennis or Pickleball lessons and leagues	25.00% 6	16.67% 4	25.00% 6	29.17% 7	4.17% 1	24	2.71
Water fitness programs	18.75% 3	12.50% 2	18.75% 3	37.50% 6	12.50% 2	16	3.13
Youth art, dance, performing arts	14.29% 2	21.43% 3	28.57% 4	14.29% 2	21.43% 3	14	3.07
Youth fitness and wellness programs	18.75% 3	12.50% 2	31.25% 5	37.50% 6	0.00% 0	16	2.88
Youth Learn to Swim programs	20.69% 6	27.59% 8	27.59% 8	20.69% 6	3.45% 1	29	2.59
Youth sports programs	25.71% 9	48.57% 17	11.43% 4	8.57% 3	5.71% 2	35	2.20
Youth summer camp programs	5.26% 1	36.84% 7	26.32% 5	26.32% 5	5.26% 1	19	2.89
Gaming/E-sports programs	8.33% 1	25.00% 3	33.33% 4	16.67% 2	16.67% 2	12	3.08
Science, Technology, Engineering, Math (STEM) programs	23.08% 6	3.85% 1	34.62% 9	34.62% 9	3.85% 1	26	2.92

Q13 A variety of recreation facilities and amenities are listed below that are already offered in the community or may be offered in the future. Please indicate how well your needs for each facility or amenity are met on a scale of your needs are “Fully Met” to your needs are “Not Met” at all. If you do not have a need for one of the items listed, please select “No Need.”

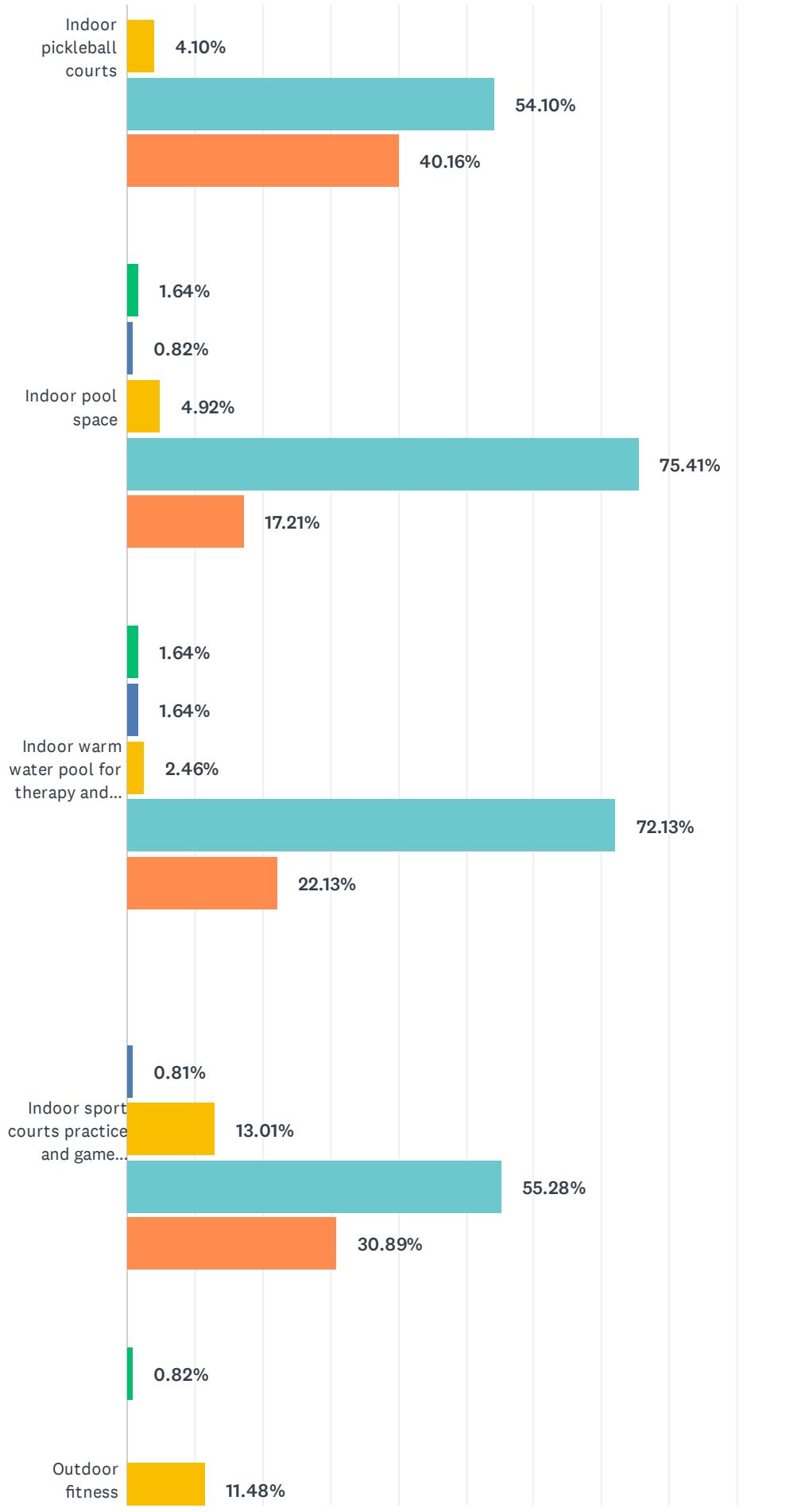
Answered: 124 Skipped: 29



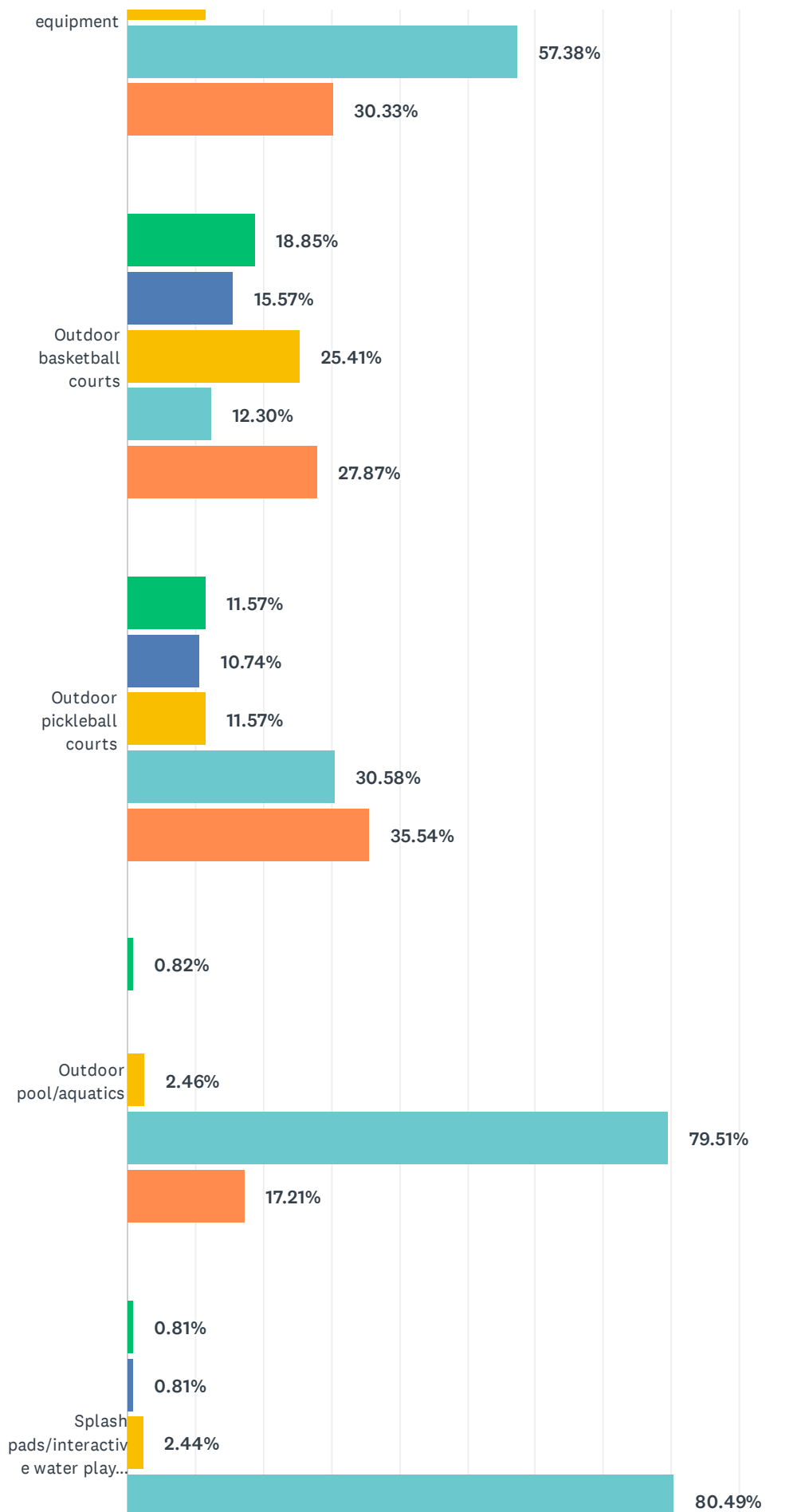
Town of Fortville Parks and Recreation Community Survey



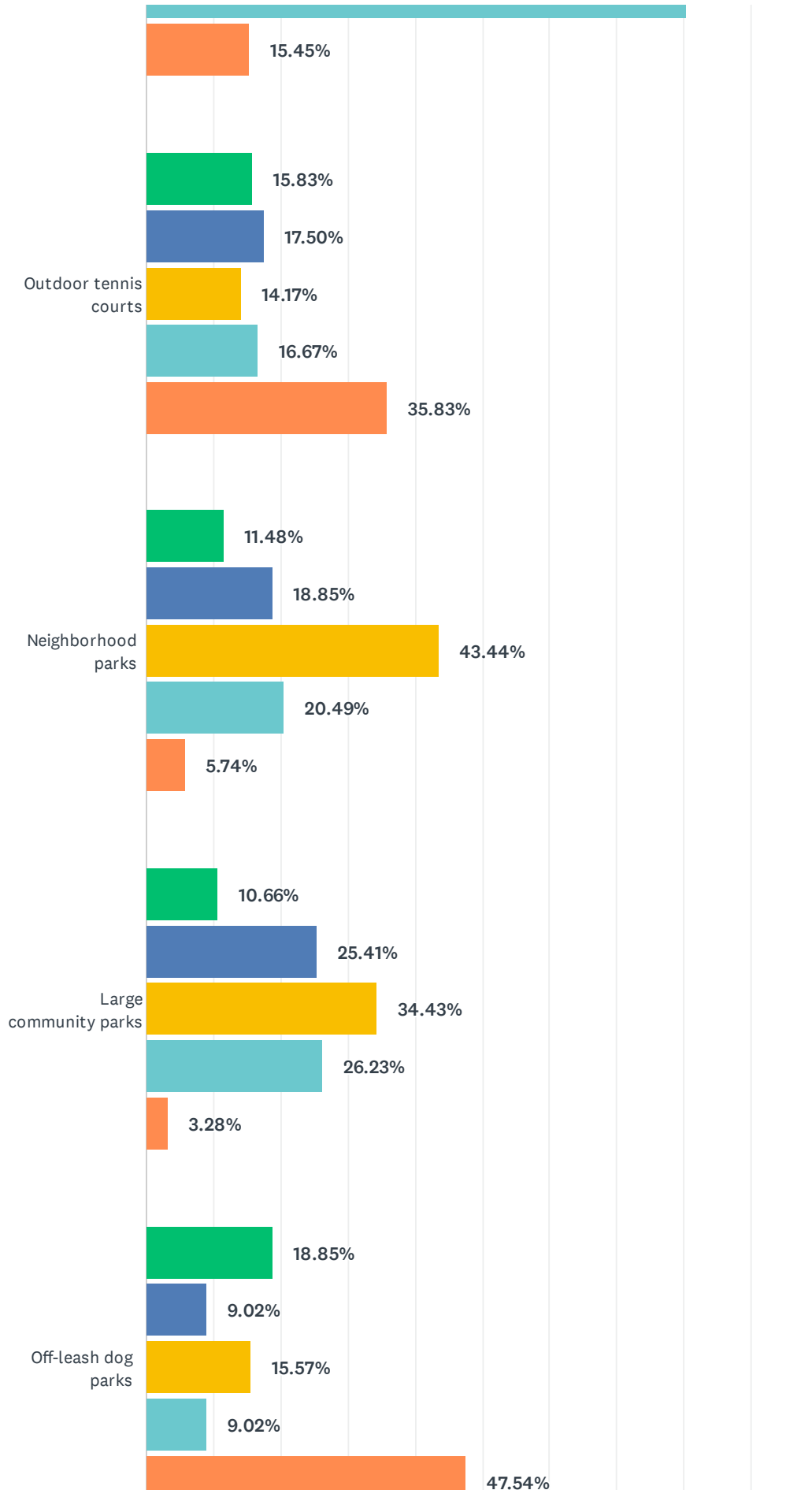
Town of Fortville Parks and Recreation Community Survey



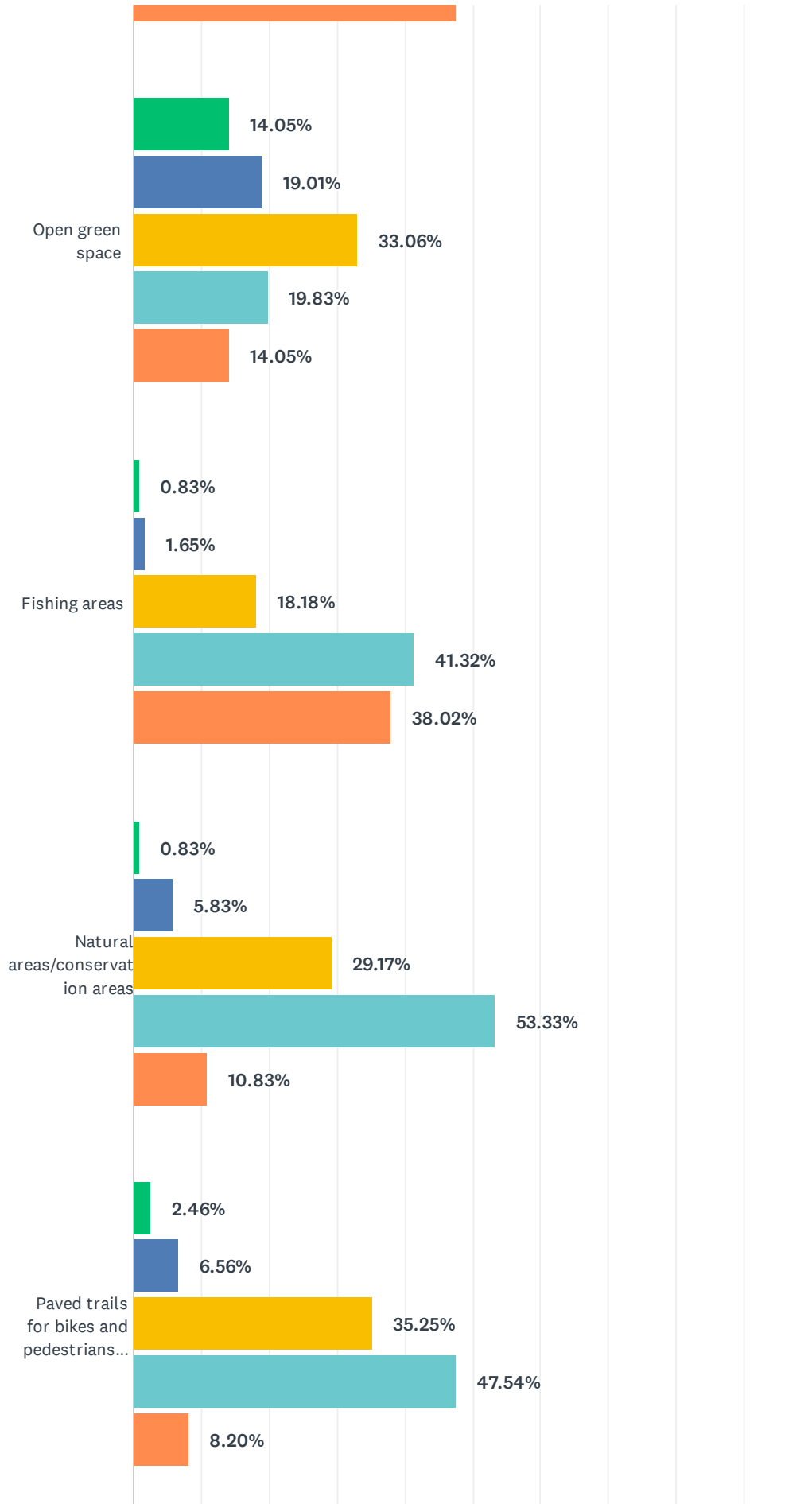
Town of Fortville Parks and Recreation Community Survey



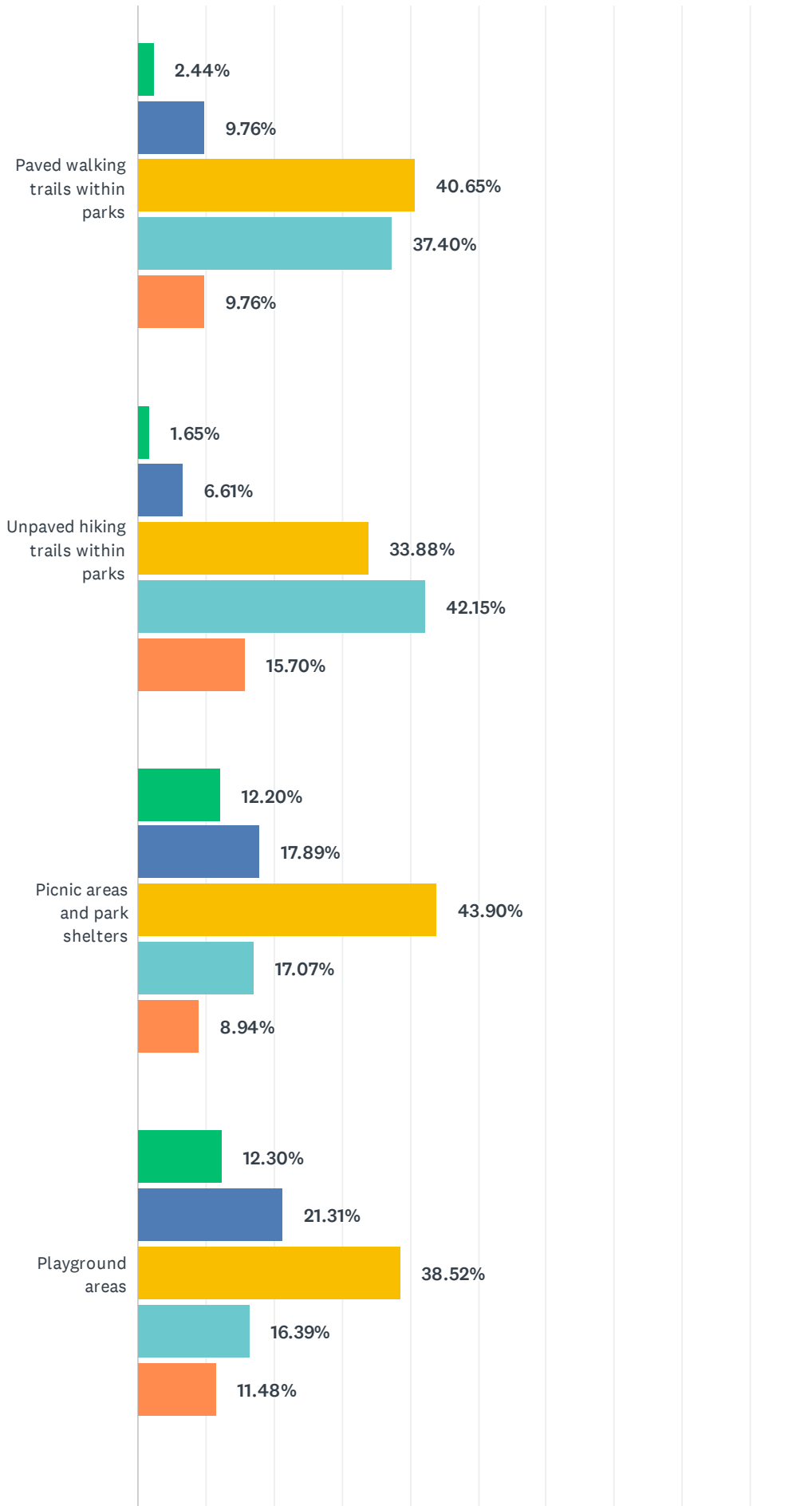
Town of Fortville Parks and Recreation Community Survey



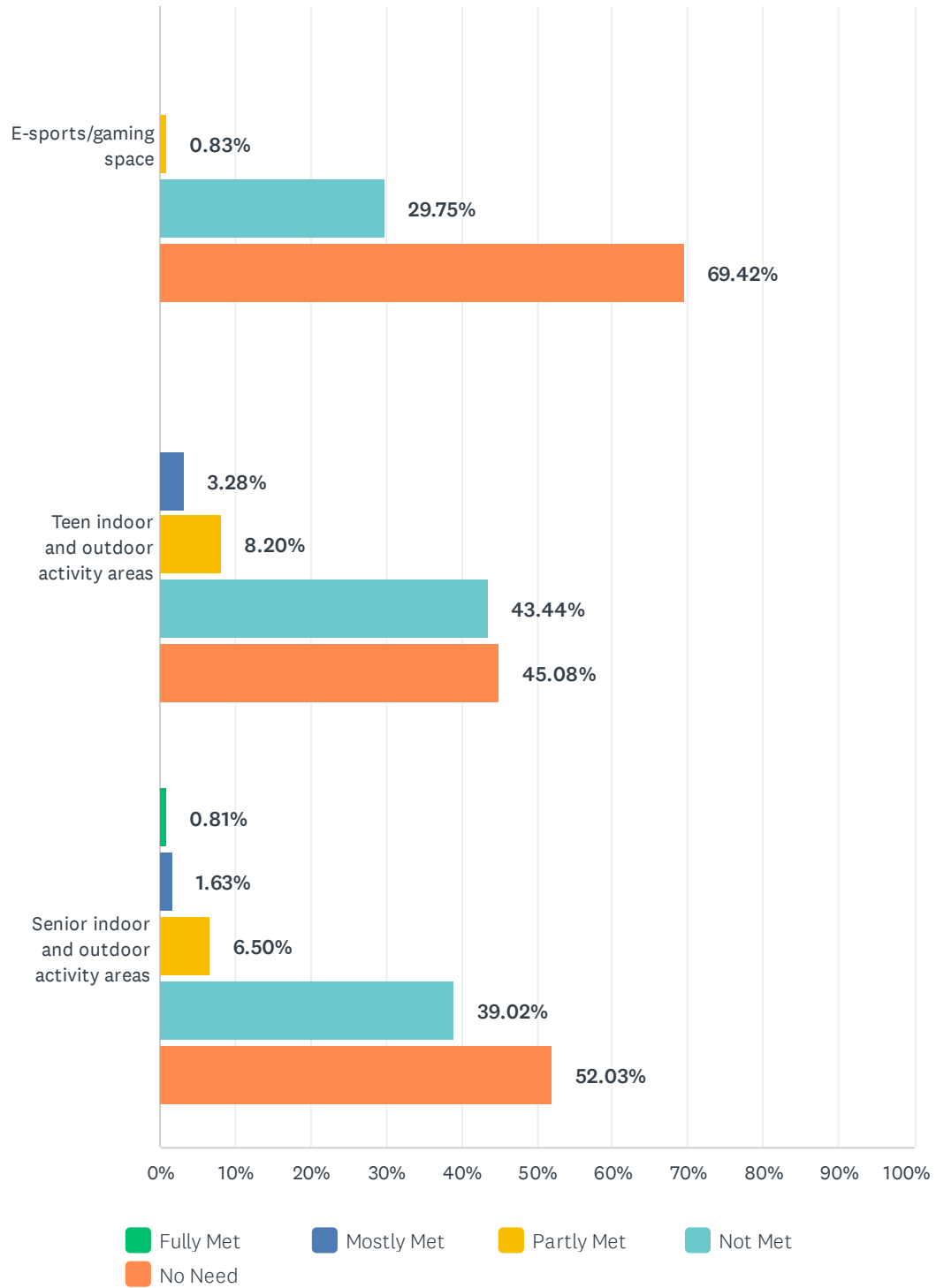
Town of Fortville Parks and Recreation Community Survey



Town of Fortville Parks and Recreation Community Survey



Town of Fortville Parks and Recreation Community Survey



Town of Fortville Parks and Recreation Community Survey

	FULLY MET	MOSTLY MET	PARTLY MET	NOT MET	NO NEED	TOTAL	WEIGHTED AVERAGE
ADA accessible/inclusive play features and park structures	2.44% 3	4.07% 5	17.89% 22	16.26% 20	59.35% 73	123	4.26
Community recreation building/space	4.10% 5	15.57% 19	29.51% 36	36.07% 44	14.75% 18	122	3.42
Diamond sports fields (e.g., baseball, softball)	14.63% 18	13.82% 17	18.70% 23	13.01% 16	39.84% 49	123	3.50
Rectangular sports fields (e.g., soccer, football, lacrosse, etc.)	1.63% 2	3.25% 4	17.89% 22	39.02% 48	38.21% 47	123	4.09
Disc golf courses	0.00% 0	0.83% 1	4.13% 5	42.98% 52	52.07% 63	121	4.46
Extreme sports (i.e., skate/bike parks/pump tracks)	4.10% 5	9.02% 11	19.67% 24	7.38% 9	59.84% 73	122	4.10
Indoor fitness and wellness spaces	2.46% 3	1.64% 2	15.57% 19	67.21% 82	13.11% 16	122	3.87
Indoor pickleball courts	1.64% 2	0.00% 0	4.10% 5	54.10% 66	40.16% 49	122	4.31
Indoor pool space	1.64% 2	0.82% 1	4.92% 6	75.41% 92	17.21% 21	122	4.06
Indoor warm water pool for therapy and swim lessons	1.64% 2	1.64% 2	2.46% 3	72.13% 88	22.13% 27	122	4.11
Indoor sport courts practice and game facilities	0.00% 0	0.81% 1	13.01% 16	55.28% 68	30.89% 38	123	4.16
Outdoor fitness equipment	0.82% 1	0.00% 0	11.48% 14	57.38% 70	30.33% 37	122	4.16
Outdoor basketball courts	18.85% 23	15.57% 19	25.41% 31	12.30% 15	27.87% 34	122	3.15
Outdoor pickleball courts	11.57% 14	10.74% 13	11.57% 14	30.58% 37	35.54% 43	121	3.68
Outdoor pool/aquatics	0.82% 1	0.00% 0	2.46% 3	79.51% 97	17.21% 21	122	4.12
Splash pads/interactive water play or features	0.81% 1	0.81% 1	2.44% 3	80.49% 99	15.45% 19	123	4.09
Outdoor tennis courts	15.83% 19	17.50% 21	14.17% 17	16.67% 20	35.83% 43	120	3.39
Neighborhood parks	11.48% 14	18.85% 23	43.44% 53	20.49% 25	5.74% 7	122	2.90
Large community parks	10.66% 13	25.41% 31	34.43% 42	26.23% 32	3.28% 4	122	2.86
Off-leash dog parks	18.85% 23	9.02% 11	15.57% 19	9.02% 11	47.54% 58	122	3.57
Open green space	14.05% 17	19.01% 23	33.06% 40	19.83% 24	14.05% 17	121	3.01
Fishing areas	0.83% 1	1.65% 2	18.18% 22	41.32% 50	38.02% 46	121	4.14
Natural areas/conservation areas	0.83% 1	5.83% 7	29.17% 35	53.33% 64	10.83% 13	120	3.67

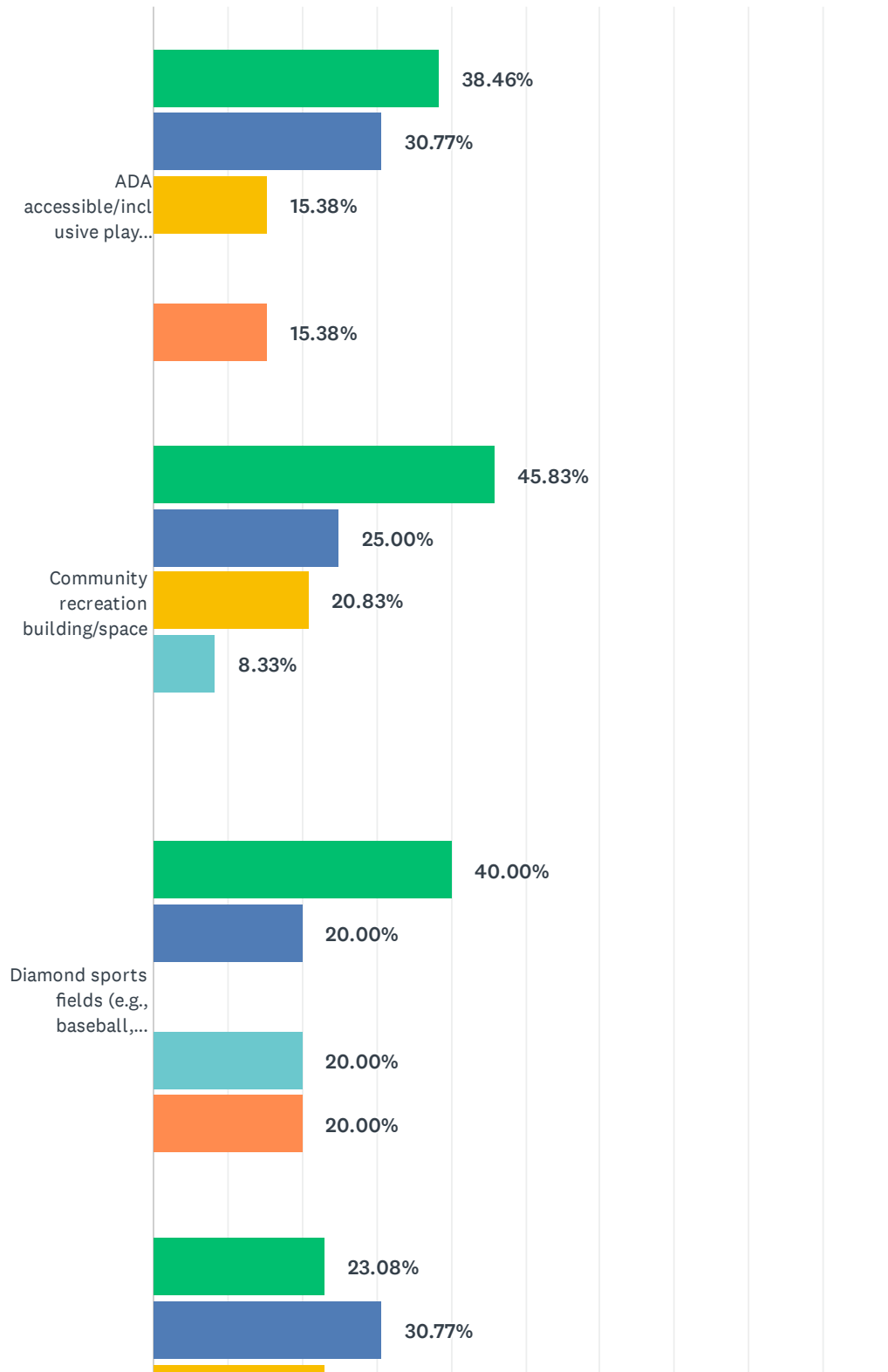
Town of Fortville Parks and Recreation Community Survey

Paved trails for bikes and pedestrians that connect parks	2.46% 3	6.56% 8	35.25% 43	47.54% 58	8.20% 10	122	3.52
Paved walking trails within parks	2.44% 3	9.76% 12	40.65% 50	37.40% 46	9.76% 12	123	3.42
Unpaved hiking trails within parks	1.65% 2	6.61% 8	33.88% 41	42.15% 51	15.70% 19	121	3.64
Picnic areas and park shelters	12.20% 15	17.89% 22	43.90% 54	17.07% 21	8.94% 11	123	2.93
Playground areas	12.30% 15	21.31% 26	38.52% 47	16.39% 20	11.48% 14	122	2.93
E-sports/gaming space	0.00% 0	0.00% 0	0.83% 1	29.75% 36	69.42% 84	121	4.69
Teen indoor and outdoor activity areas	0.00% 0	3.28% 4	8.20% 10	43.44% 53	45.08% 55	122	4.30
Senior indoor and outdoor activity areas	0.81% 1	1.63% 2	6.50% 8	39.02% 48	52.03% 64	123	4.40

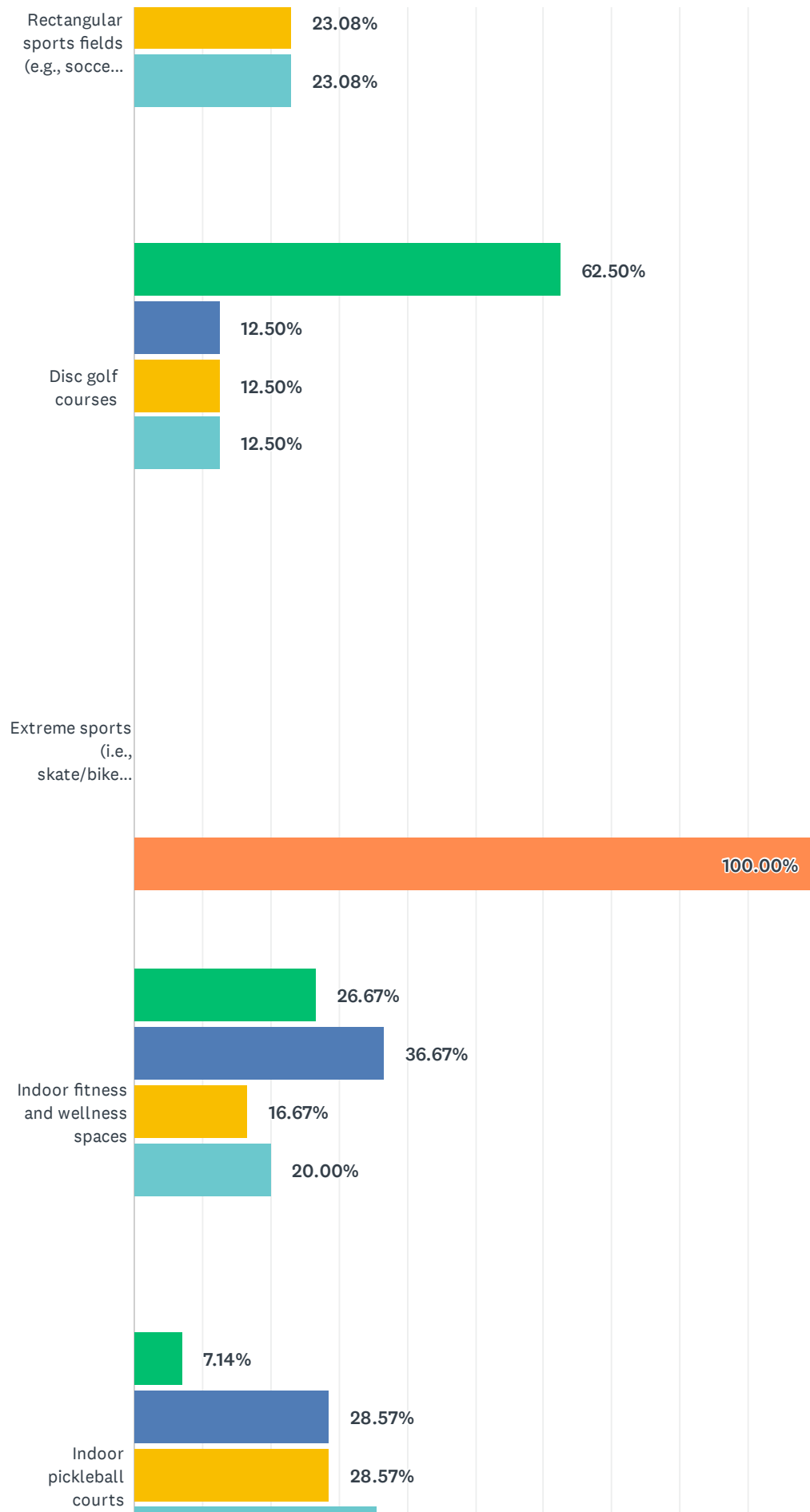
#	OTHER (PLEASE SPECIFY)	DATE
1	Would love to see improvement of the parks, especially a splash pad! Many of these I was unaware of their existence.	8/3/2025 4:21 PM
2	Where are the outdoor water activities?	7/24/2025 10:39 AM
3	Parks, Events, Town Walkability through sidewalks and trails are critical to the future success and growth of Fortville. Both existing parks need work and added amenities. Concerts and Movie Nights and youth and senior activities in landmark or memorial park don't seem like big asks for a thriving community.	6/29/2025 7:55 AM
4	A disc golf course - please	6/25/2025 12:01 PM

Q14 Which FOUR facilities/amenities from the list below are MOST IMPORTANT to your household? [If you don't believe any of these are important, select "NONE."]

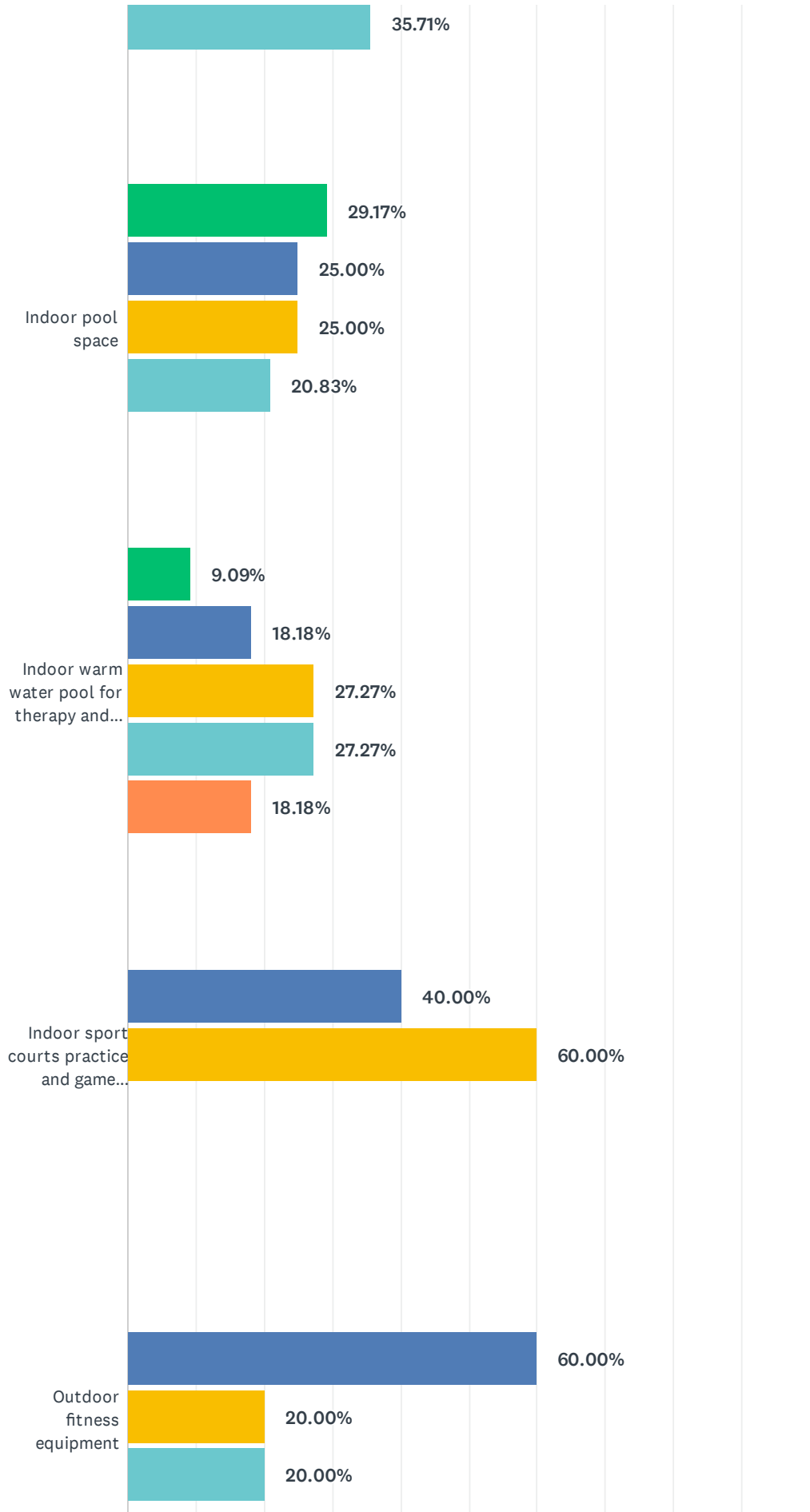
Answered: 122 Skipped: 31



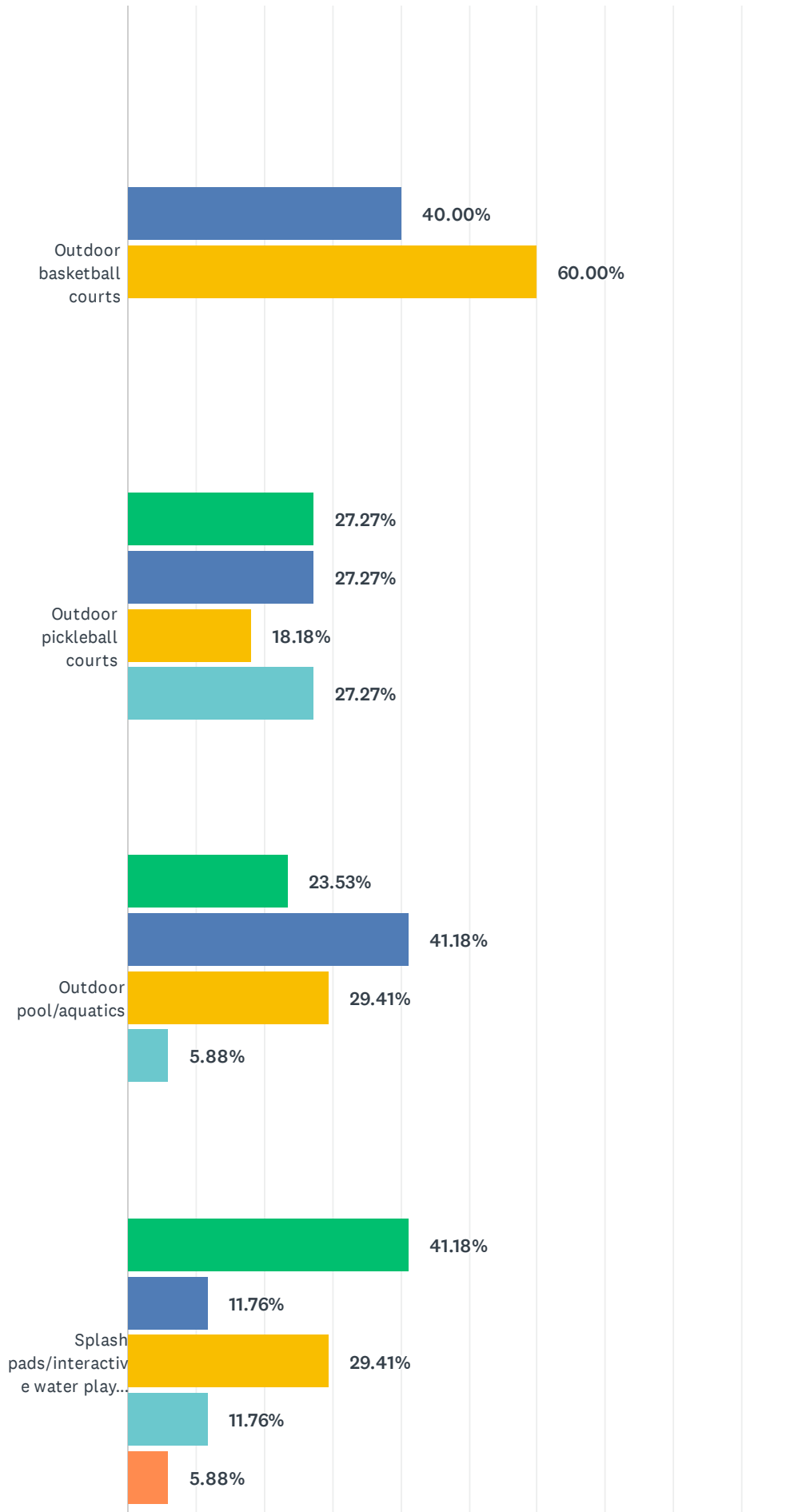
Town of Fortville Parks and Recreation Community Survey



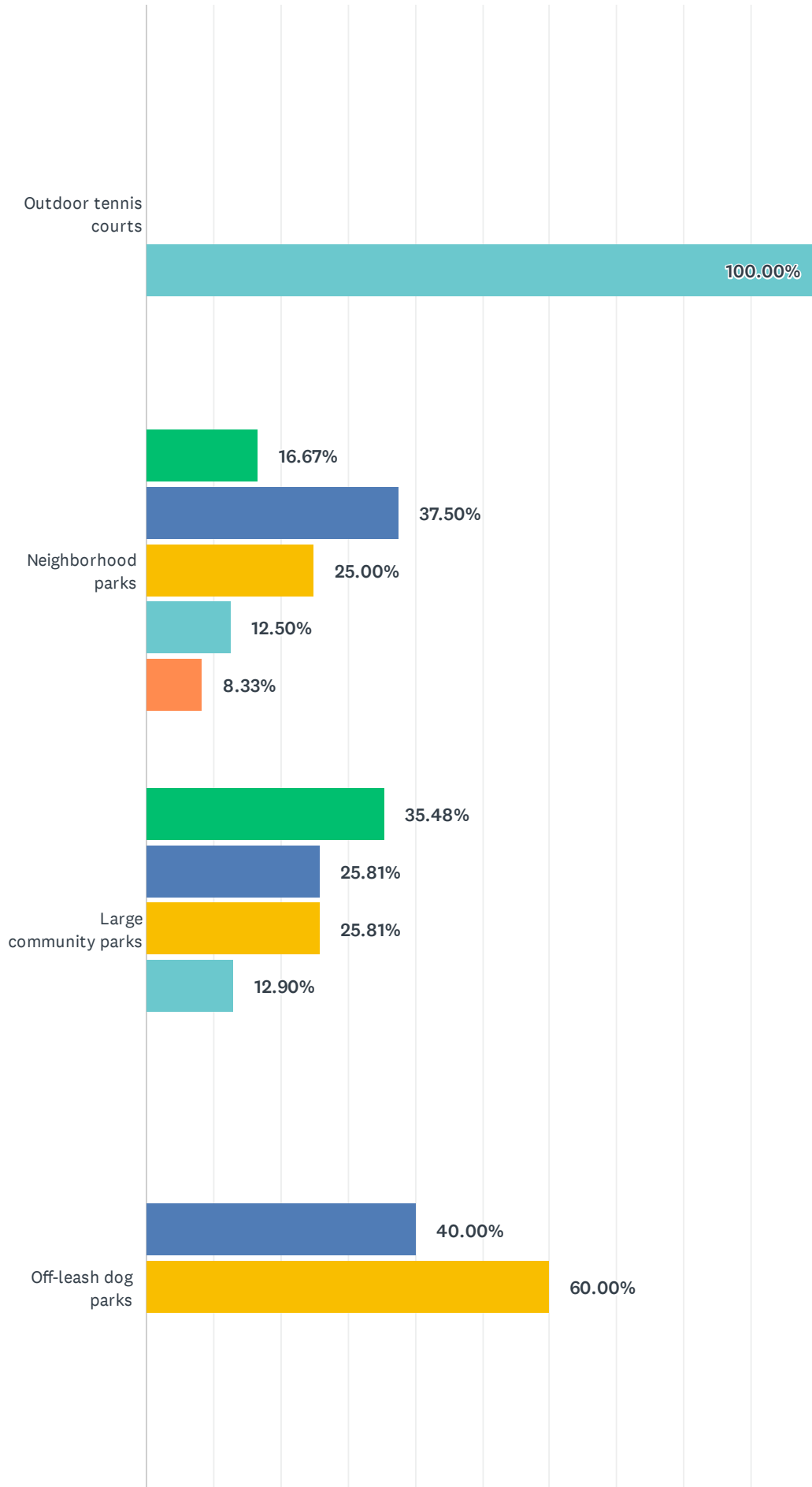
Town of Fortville Parks and Recreation Community Survey



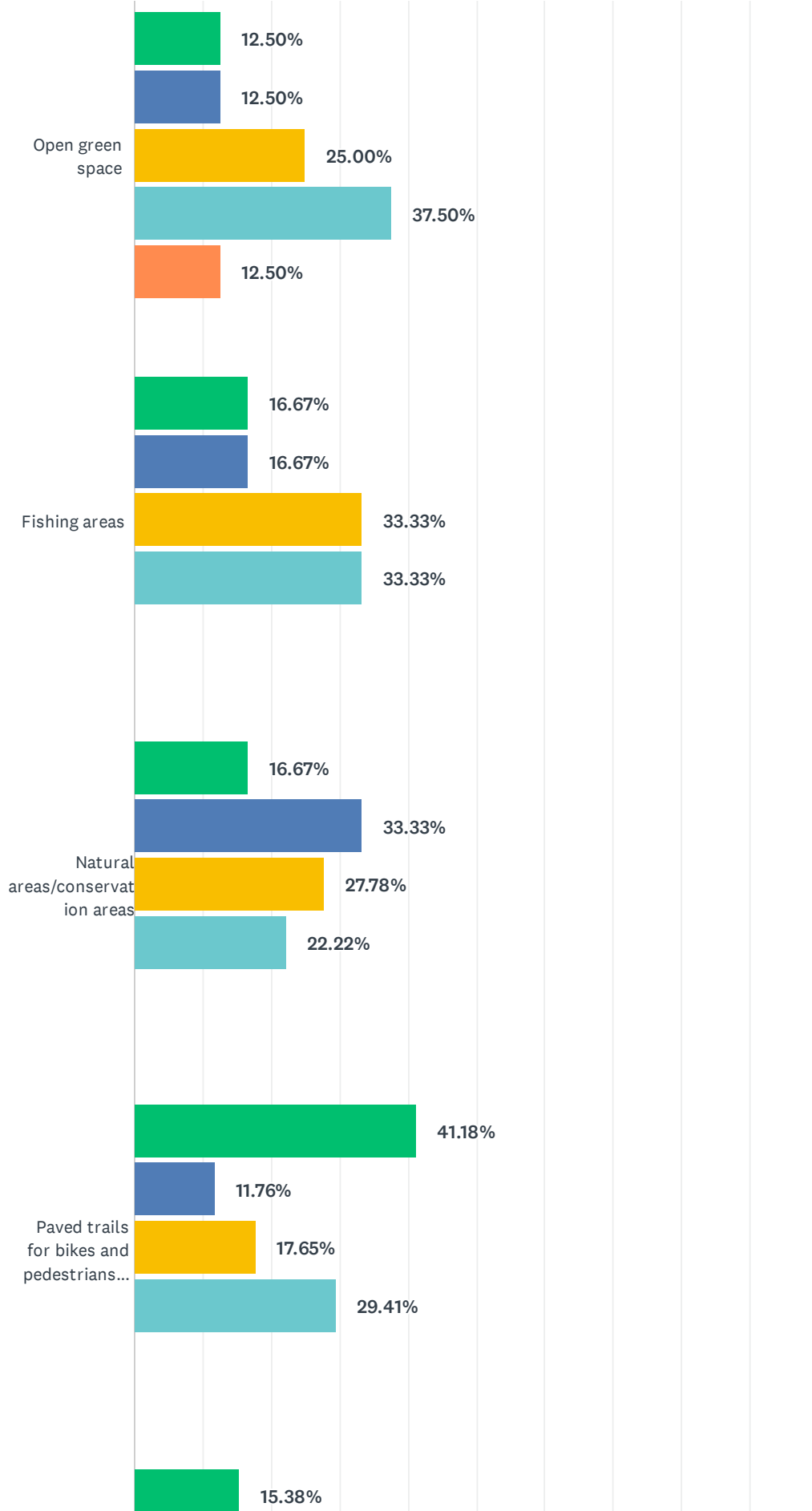
Town of Fortville Parks and Recreation Community Survey



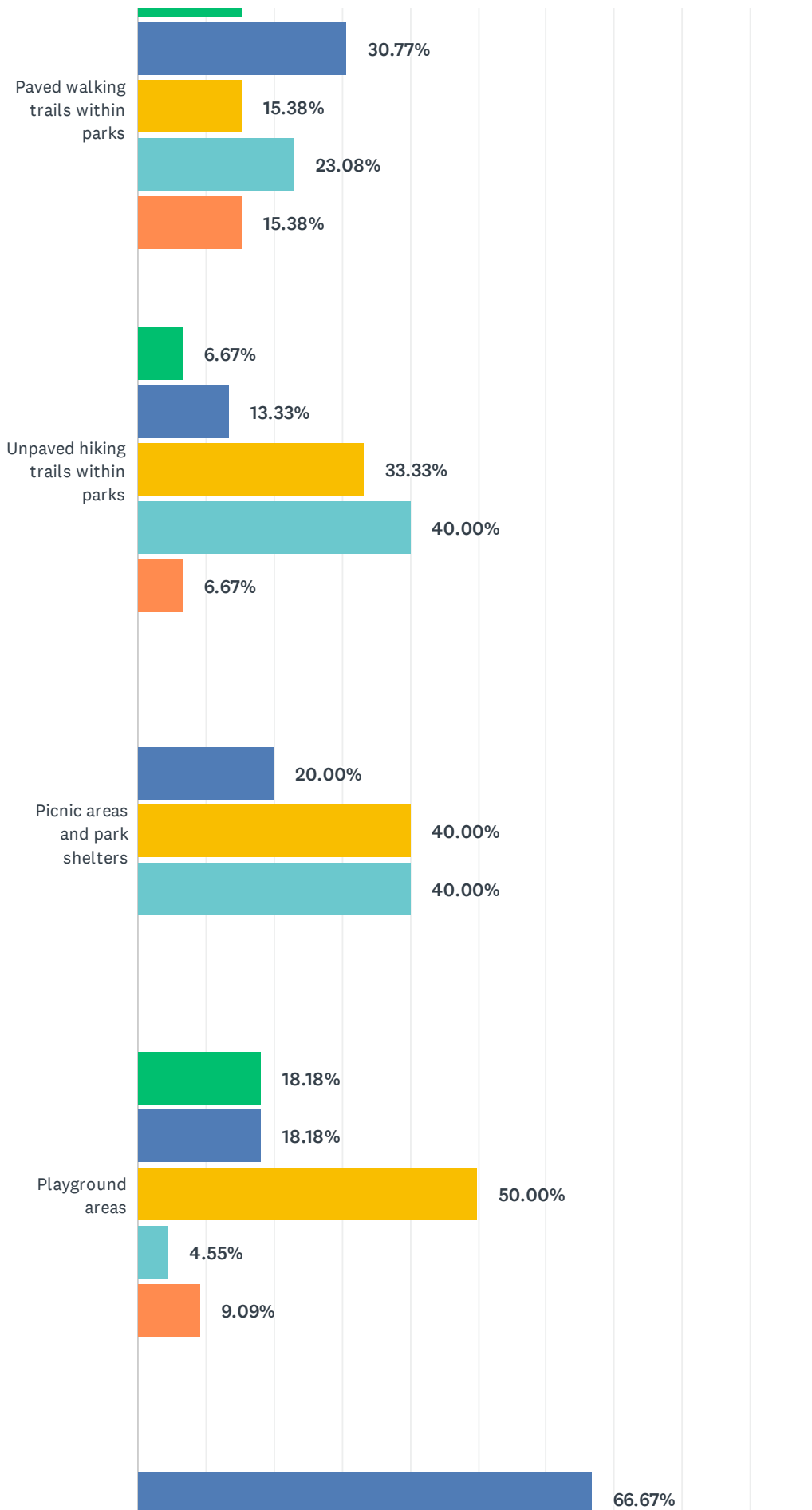
Town of Fortville Parks and Recreation Community Survey



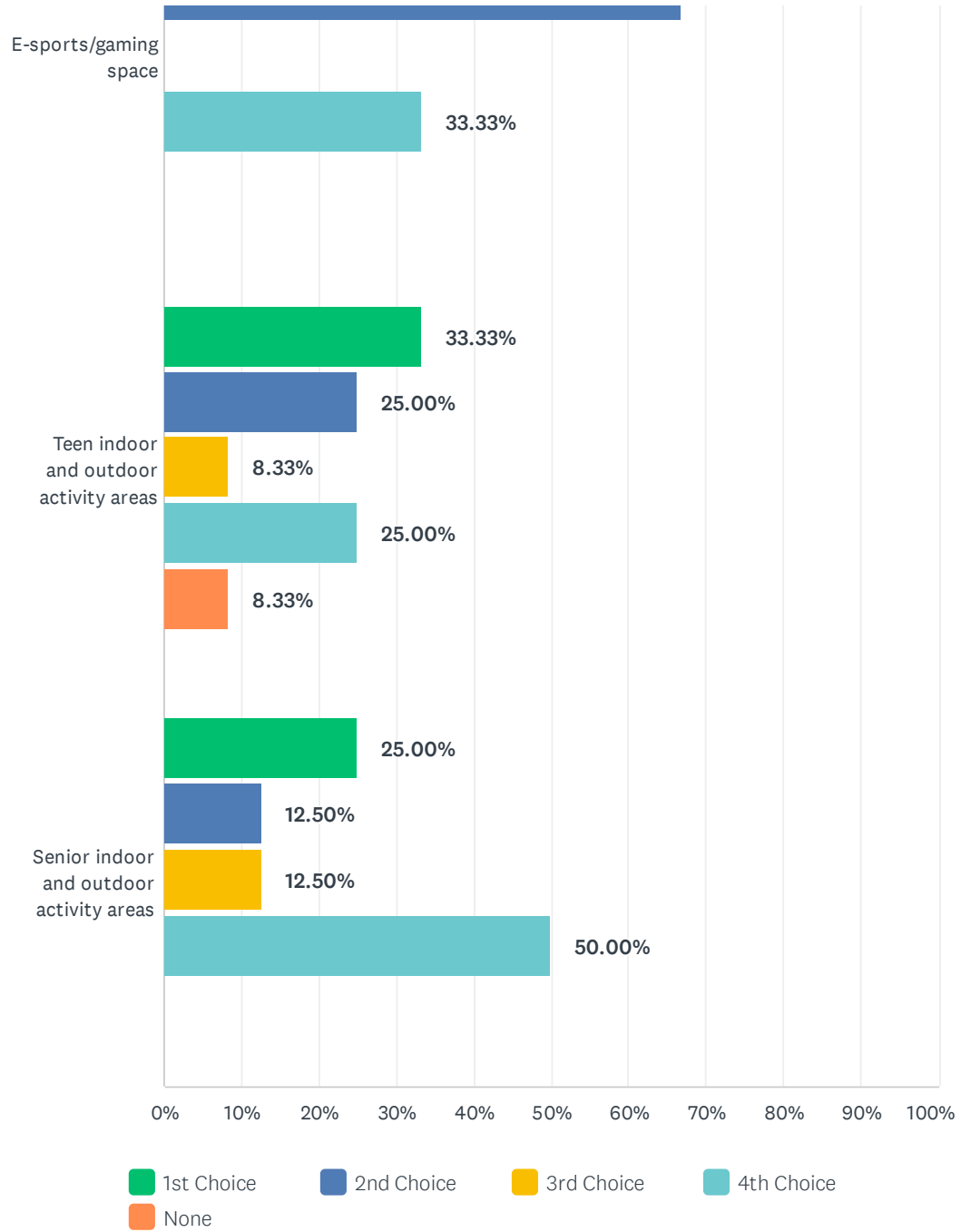
Town of Fortville Parks and Recreation Community Survey



Town of Fortville Parks and Recreation Community Survey



Town of Fortville Parks and Recreation Community Survey



Town of Fortville Parks and Recreation Community Survey

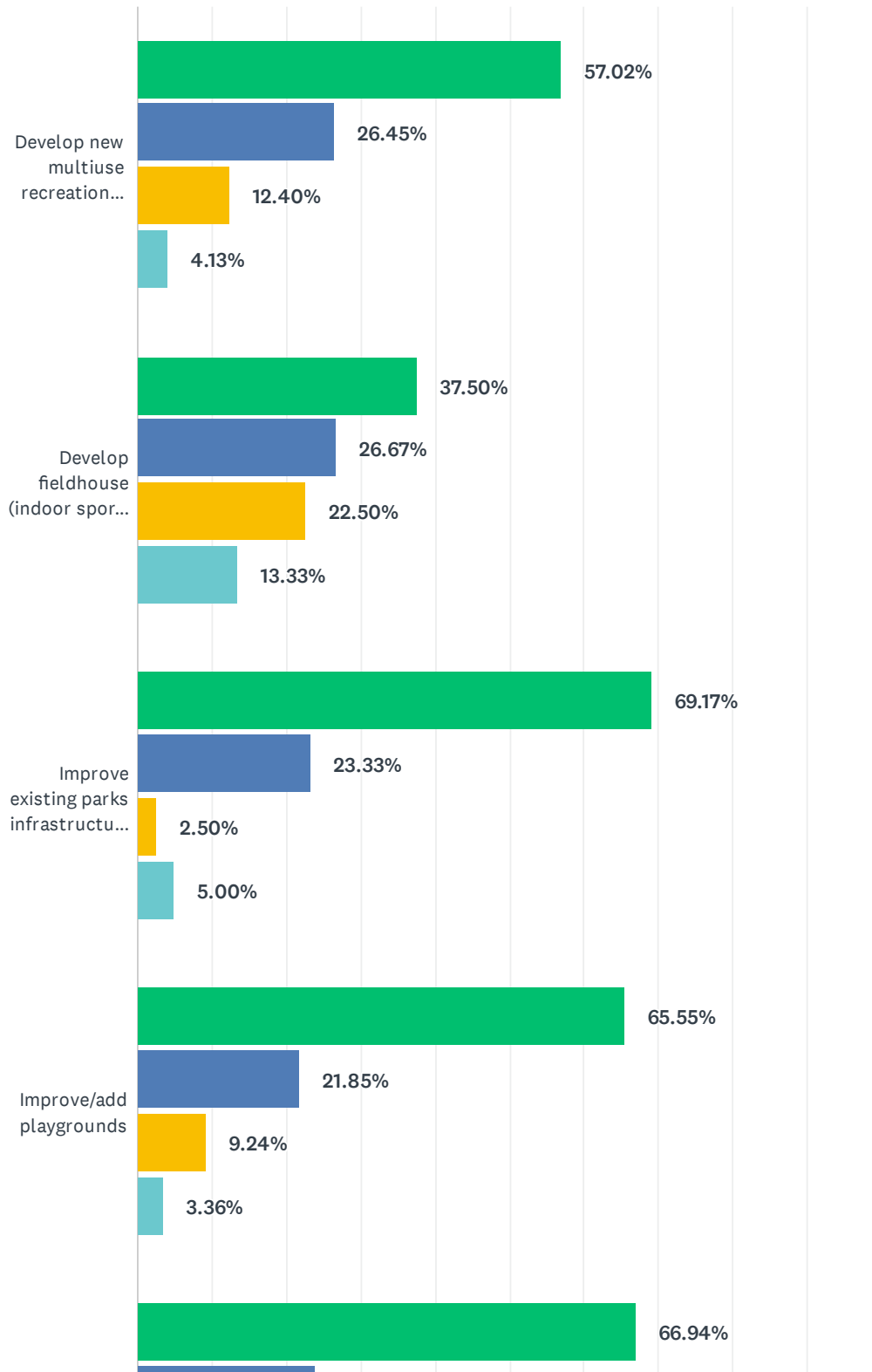
	1ST CHOICE	2ND CHOICE	3RD CHOICE	4TH CHOICE	NONE	TOTAL	WEIGHTED AVERAGE
ADA accessible/inclusive play features and park structures	38.46% 5	30.77% 4	15.38% 2	0.00% 0	15.38% 2	13	2.23
Community recreation building/space	45.83% 11	25.00% 6	20.83% 5	8.33% 2	0.00% 0	24	1.92
Diamond sports fields (e.g., baseball, softball)	40.00% 2	20.00% 1	0.00% 0	20.00% 1	20.00% 1	5	2.60
Rectangular sports fields (e.g., soccer, football, lacrosse, etc.)	23.08% 3	30.77% 4	23.08% 3	23.08% 3	0.00% 0	13	2.46
Disc golf courses	62.50% 5	12.50% 1	12.50% 1	12.50% 1	0.00% 0	8	1.75
Extreme sports (i.e., skate/bike parks/pump tracks)	0.00% 0	0.00% 0	0.00% 0	0.00% 0	100.00% 2	2	5.00
Indoor fitness and wellness spaces	26.67% 8	36.67% 11	16.67% 5	20.00% 6	0.00% 0	30	2.30
Indoor pickleball courts	7.14% 1	28.57% 4	28.57% 4	35.71% 5	0.00% 0	14	2.93
Indoor pool space	29.17% 7	25.00% 6	25.00% 6	20.83% 5	0.00% 0	24	2.38
Indoor warm water pool for therapy and swim lessons	9.09% 1	18.18% 2	27.27% 3	27.27% 3	18.18% 2	11	3.27
Indoor sport courts practice and game facilities	0.00% 0	40.00% 2	60.00% 3	0.00% 0	0.00% 0	5	2.60
Outdoor fitness equipment	0.00% 0	60.00% 6	20.00% 2	20.00% 2	0.00% 0	10	2.60
Outdoor basketball courts	0.00% 0	40.00% 2	60.00% 3	0.00% 0	0.00% 0	5	2.60
Outdoor pickleball courts	27.27% 3	27.27% 3	18.18% 2	27.27% 3	0.00% 0	11	2.45
Outdoor pool/aquatics	23.53% 8	41.18% 14	29.41% 10	5.88% 2	0.00% 0	34	2.18
Splash pads/interactive water play or features	41.18% 21	11.76% 6	29.41% 15	11.76% 6	5.88% 3	51	2.29
Outdoor tennis courts	0.00% 0	0.00% 0	0.00% 0	100.00% 1	0.00% 0	1	4.00
Neighborhood parks	16.67% 4	37.50% 9	25.00% 6	12.50% 3	8.33% 2	24	2.58
Large community parks	35.48% 11	25.81% 8	25.81% 8	12.90% 4	0.00% 0	31	2.16
Off-leash dog parks	0.00% 0	40.00% 2	60.00% 3	0.00% 0	0.00% 0	5	2.60
Open green space	12.50% 1	12.50% 1	25.00% 2	37.50% 3	12.50% 1	8	3.25
Fishing areas	16.67% 1	16.67% 1	33.33% 2	33.33% 2	0.00% 0	6	2.83
Natural areas/conservation areas	16.67% 3	33.33% 6	27.78% 5	22.22% 4	0.00% 0	18	2.56

Town of Fortville Parks and Recreation Community Survey

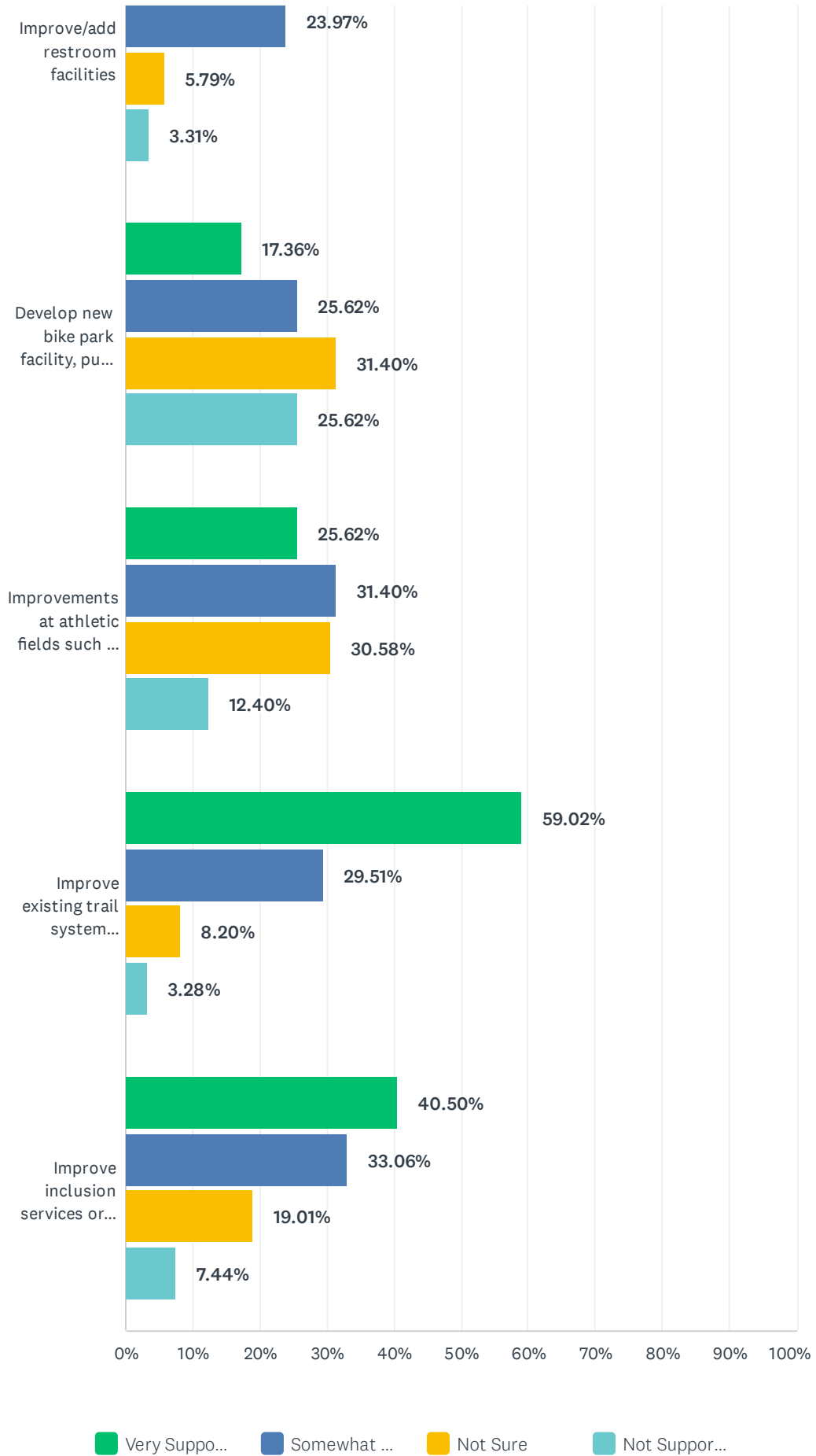
Paved trails for bikes and pedestrians that connect parks	41.18% 14	11.76% 4	17.65% 6	29.41% 10	0.00% 0	34	2.35
Paved walking trails within parks	15.38% 2	30.77% 4	15.38% 2	23.08% 3	15.38% 2	13	2.92
Unpaved hiking trails within parks	6.67% 1	13.33% 2	33.33% 5	40.00% 6	6.67% 1	15	3.27
Picnic areas and park shelters	0.00% 0	20.00% 1	40.00% 2	40.00% 2	0.00% 0	5	3.20
Playground areas	18.18% 4	18.18% 4	50.00% 11	4.55% 1	9.09% 2	22	2.68
E-sports/gaming space	0.00% 0	66.67% 2	0.00% 0	33.33% 1	0.00% 0	3	2.67
Teen indoor and outdoor activity areas	33.33% 4	25.00% 3	8.33% 1	25.00% 3	8.33% 1	12	2.50
Senior indoor and outdoor activity areas	25.00% 2	12.50% 1	12.50% 1	50.00% 4	0.00% 0	8	2.88

Q15 The following is a list of actions the department could take to improve its parks and recreation system. Please indicate your support for each potential action.

Answered: 123 Skipped: 30



Town of Fortville Parks and Recreation Community Survey

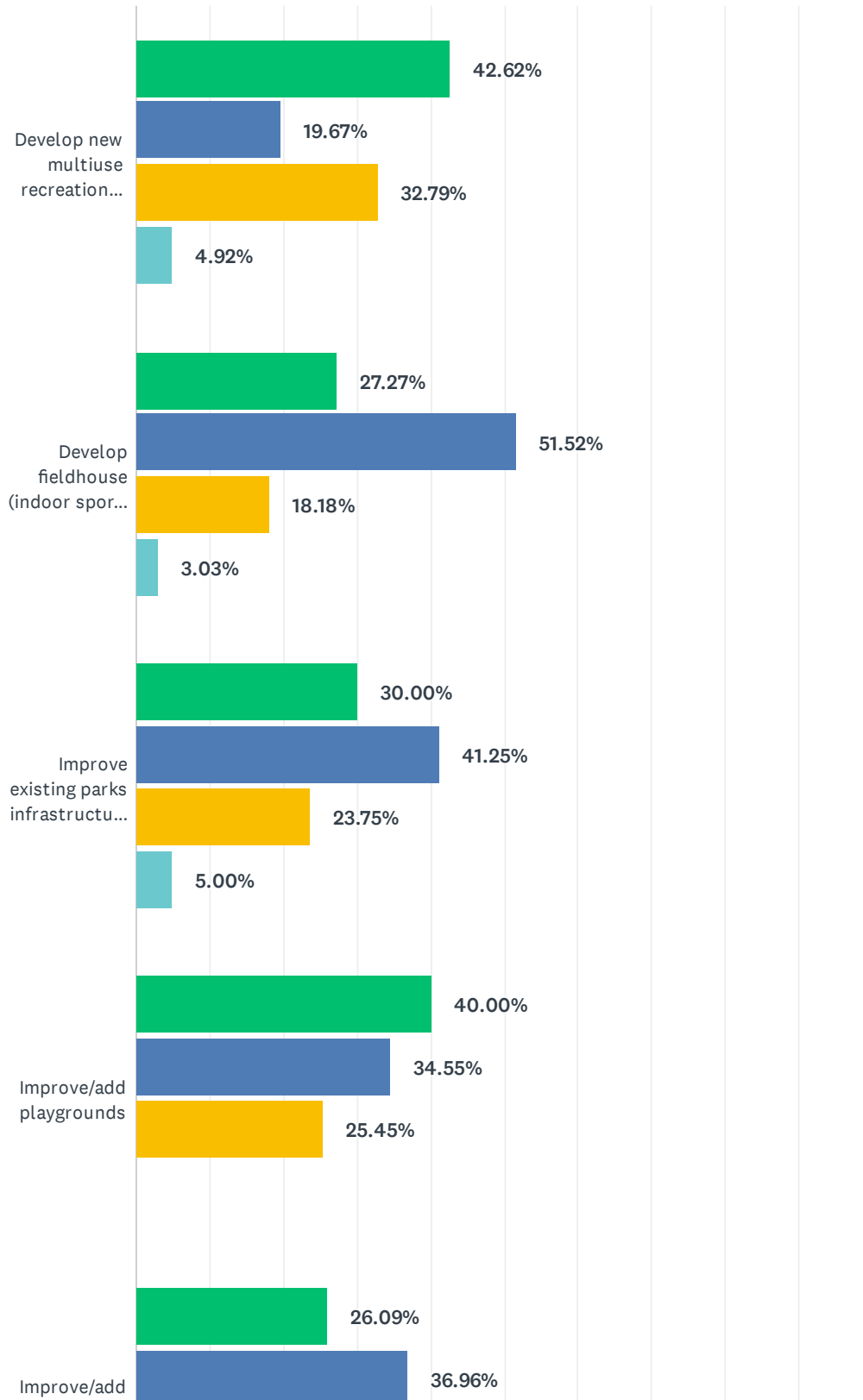


Town of Fortville Parks and Recreation Community Survey

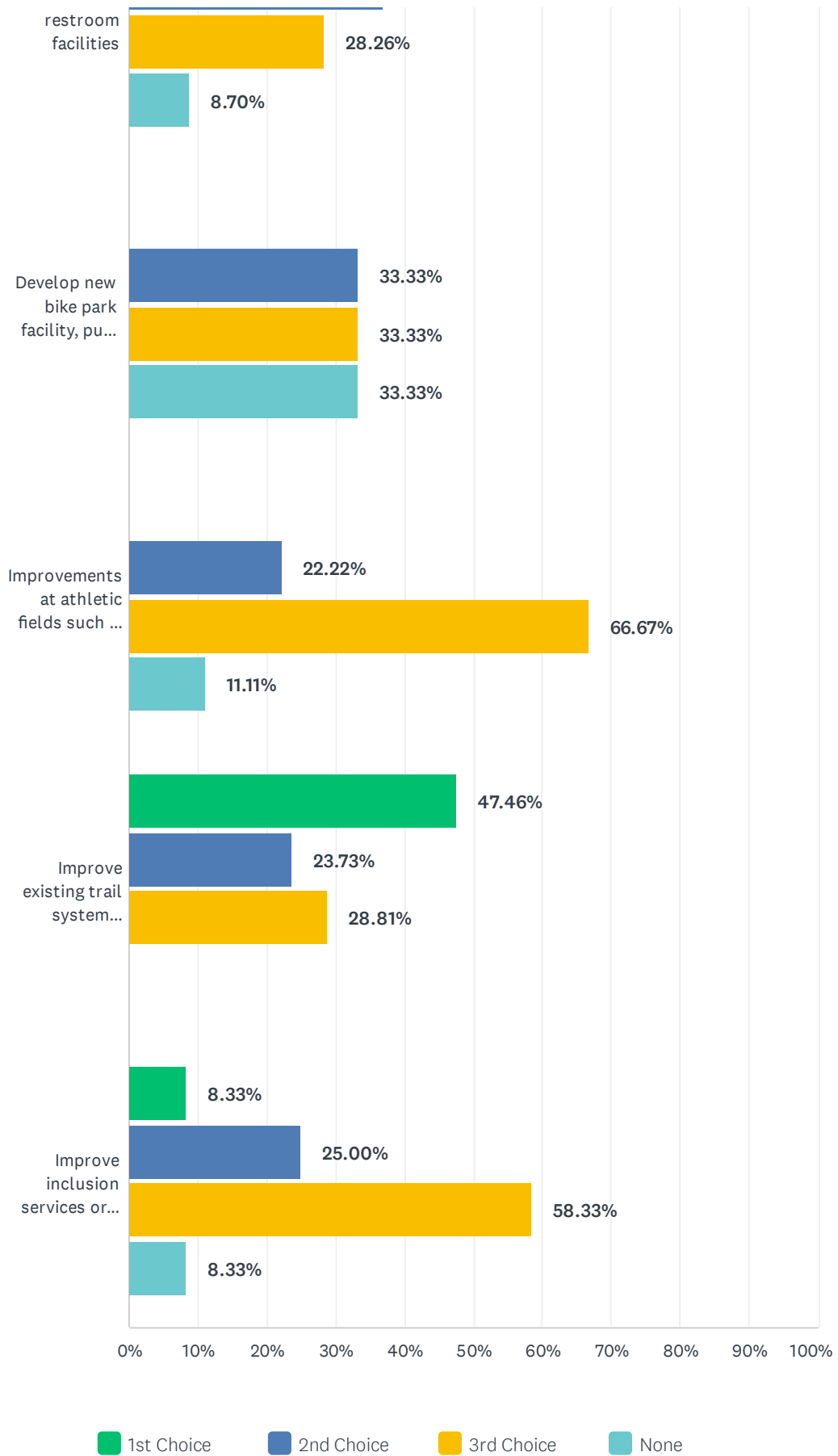
	VERY SUPPORTIVE	SOMEWHAT SUPPORTIVE	NOT SURE	NOT SUPPORTIVE	TOTAL	WEIGHTED AVERAGE
Develop new multiuse recreation facilities (Community Center)	57.02% 69	26.45% 32	12.40% 15	4.13% 5	121	1.64
Develop fieldhouse (indoor sports fields facility)	37.50% 45	26.67% 32	22.50% 27	13.33% 16	120	2.12
Improve existing parks infrastructure (e.g., benches, shade structures, water fountains, picnic tables, grills, wi-fi)	69.17% 83	23.33% 28	2.50% 3	5.00% 6	120	1.43
Improve/add playgrounds	65.55% 78	21.85% 26	9.24% 11	3.36% 4	119	1.50
Improve/add restroom facilities	66.94% 81	23.97% 29	5.79% 7	3.31% 4	121	1.45
Develop new bike park facility, pump track	17.36% 21	25.62% 31	31.40% 38	25.62% 31	121	2.65
Improvements at athletic fields such as bleachers/seating and amenities	25.62% 31	31.40% 38	30.58% 37	12.40% 15	121	2.30
Improve existing trail system (increasing connectivity/accessibility)	59.02% 72	29.51% 36	8.20% 10	3.28% 4	122	1.56
Improve inclusion services or accessibility to programs and facilities	40.50% 49	33.06% 40	19.01% 23	7.44% 9	121	1.93

Q16 Which THREE improvements from the list below are MOST IMPORTANT to your household?

Answered: 123 Skipped: 30



Town of Fortville Parks and Recreation Community Survey



Town of Fortville Parks and Recreation Community Survey

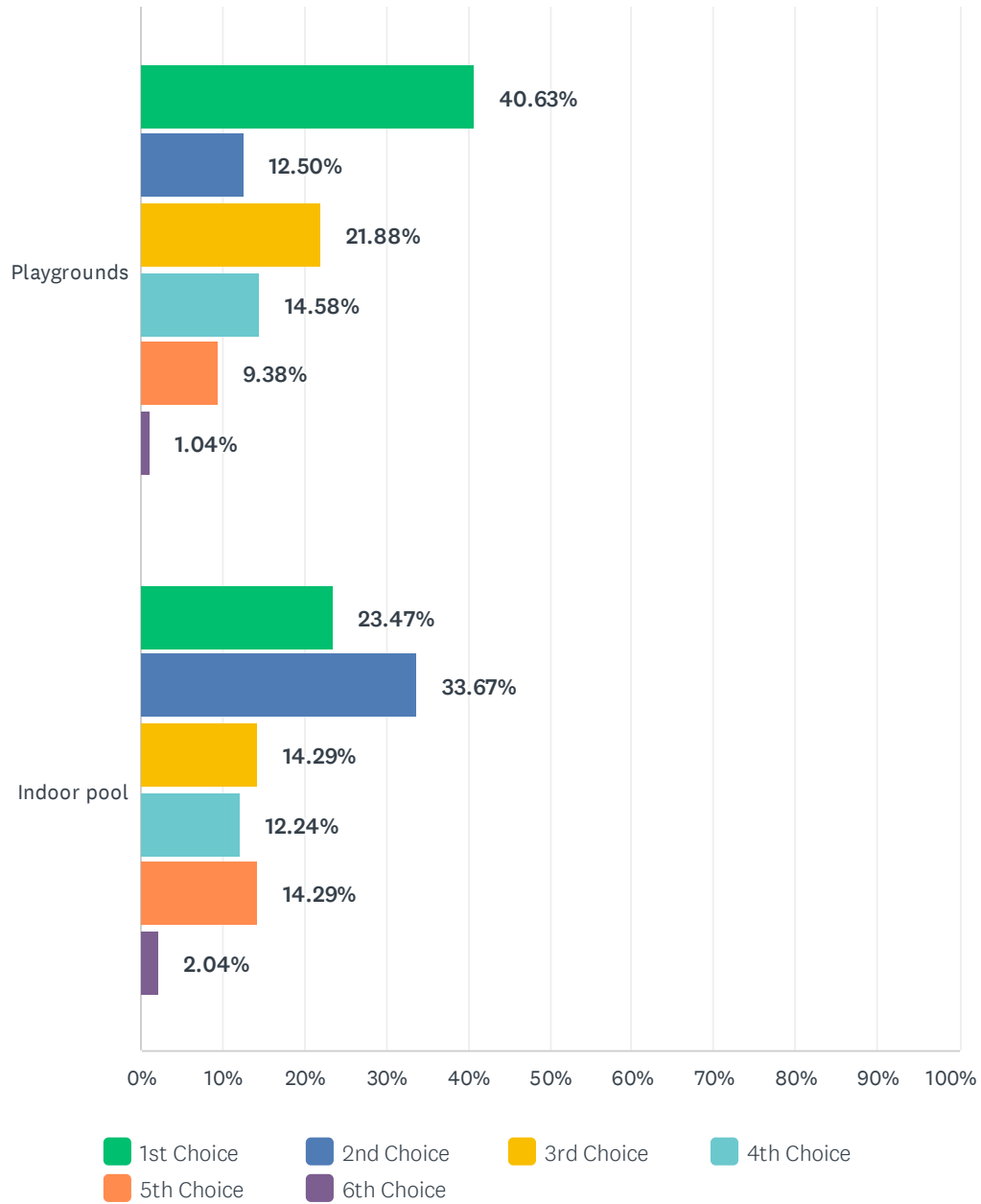
	1ST CHOICE	2ND CHOICE	3RD CHOICE	NONE	TOTAL	WEIGHTED AVERAGE
Develop new multiuse recreation facilities (Community Center)	42.62% 26	19.67% 12	32.79% 20	4.92% 3	61	2.00
Develop fieldhouse (indoor sports fields facility)	27.27% 9	51.52% 17	18.18% 6	3.03% 1	33	1.97
Improve existing parks infrastructure (e.g., benches, shade structures, water fountains, picnic tables, grills, wi-fi)	30.00% 24	41.25% 33	23.75% 19	5.00% 4	80	2.04
Improve/add playgrounds	40.00% 22	34.55% 19	25.45% 14	0.00% 0	55	1.85
Improve/add restroom facilities	26.09% 12	36.96% 17	28.26% 13	8.70% 4	46	2.20
Develop new bike park facility, pump track	0.00% 0	33.33% 2	33.33% 2	33.33% 2	6	3.00
Improvements at athletic fields such as bleachers/seating and amenities	0.00% 0	22.22% 2	66.67% 6	11.11% 1	9	2.89
Improve existing trail system (increasing connectivity/accessibility)	47.46% 28	23.73% 14	28.81% 17	0.00% 0	59	1.81
Improve inclusion services or accessibility to programs and facilities	8.33% 1	25.00% 3	58.33% 7	8.33% 1	12	2.67

Q17 What types of new or improved facilities do you think Fortville needs most? (Rank the following)

Answered: 114 Skipped: 39



Town of Fortville Parks and Recreation Community Survey



	1ST CHOICE	2ND CHOICE	3RD CHOICE	4TH CHOICE	5TH CHOICE	6TH CHOICE	TOTAL	WEIGHTED AVERAGE
Indoor recreation center	36.89% 38	22.33% 23	24.27% 25	9.71% 10	6.80% 7	0.00% 0	103	1.90
Additional sports fields/courts	5.75% 5	19.54% 17	20.69% 18	32.18% 28	20.69% 18	1.15% 1	87	3.40
Outdoor fitness stations	10.47% 9	19.77% 17	22.09% 19	26.74% 23	20.93% 18	0.00% 0	86	3.17
Playgrounds	40.63% 39	12.50% 12	21.88% 21	14.58% 14	9.38% 9	1.04% 1	96	2.02
Indoor pool	23.47% 23	33.67% 33	14.29% 14	12.24% 12	14.29% 14	2.04% 2	98	2.43

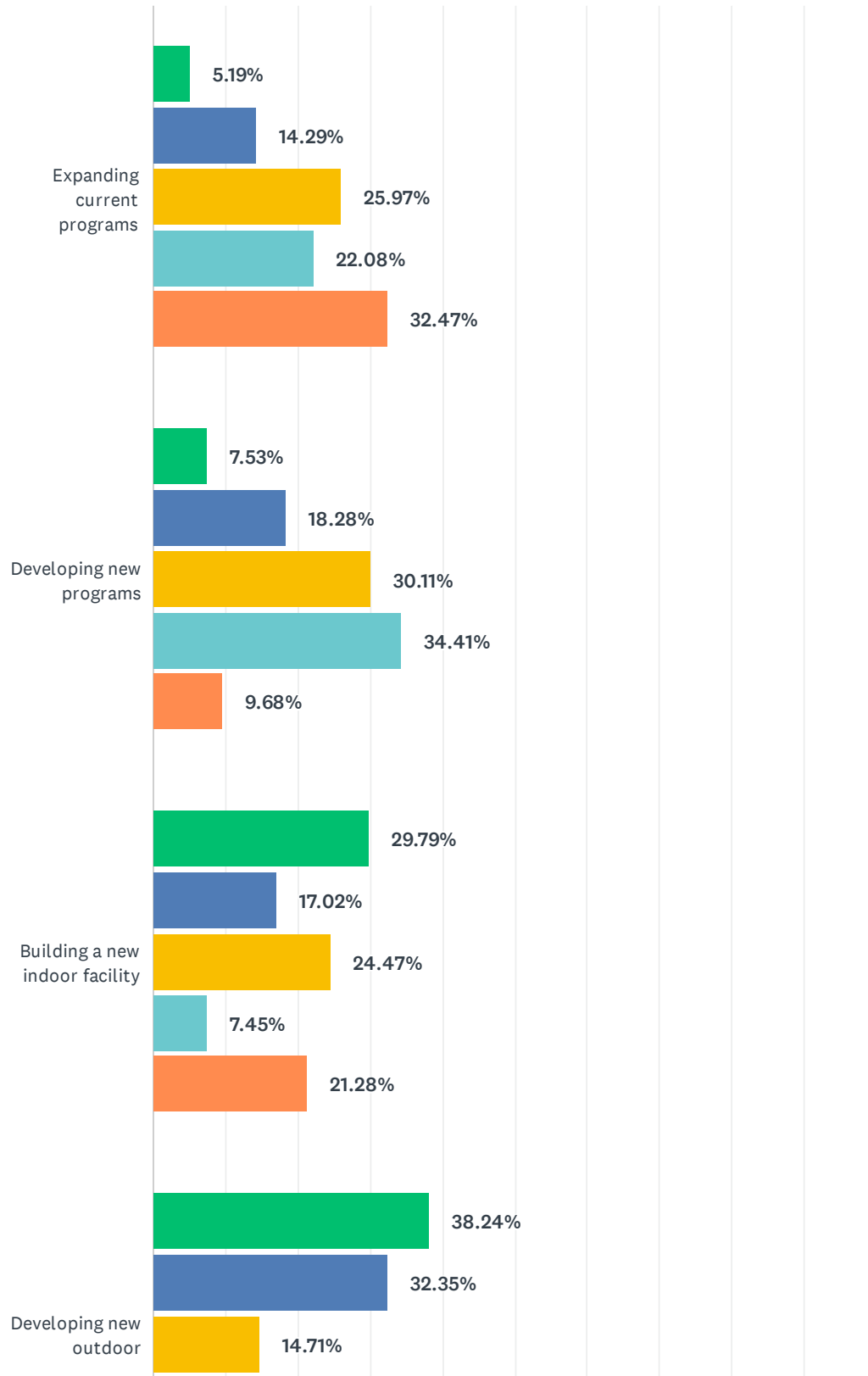
#	OTHER (PLEASE SPECIFY)	DATE
---	------------------------	------

Town of Fortville Parks and Recreation Community Survey

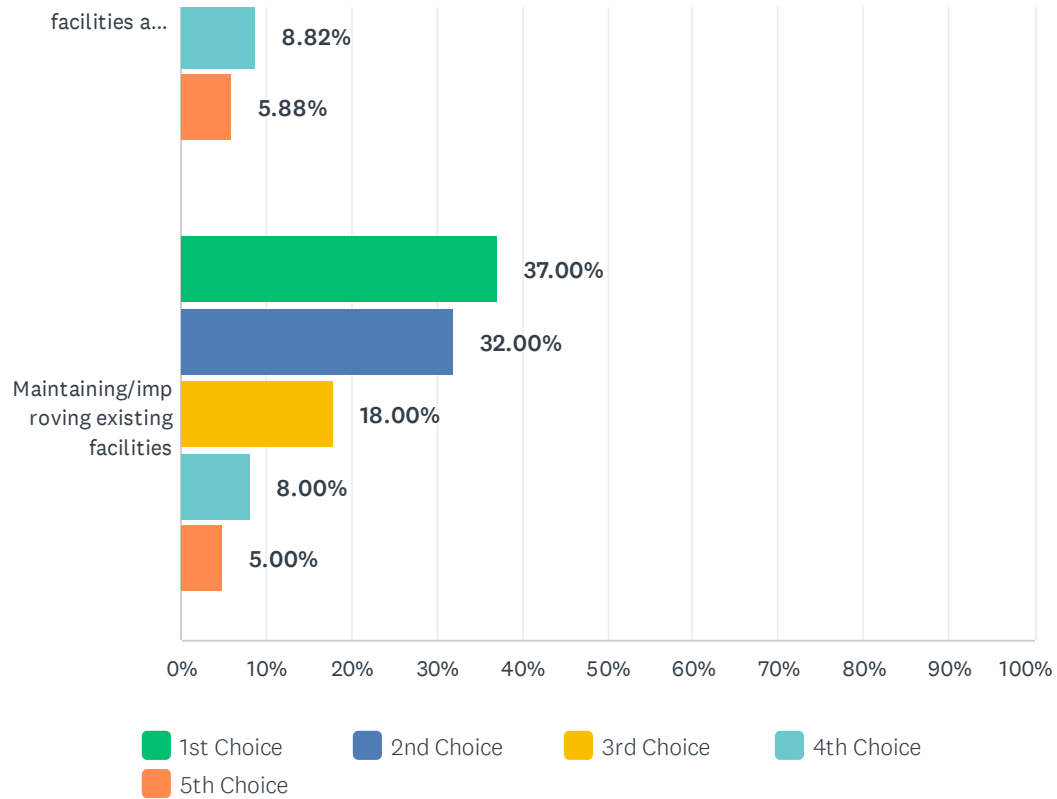
1	We would love a Splash pad at landmark park!	8/3/2025 4:27 PM
2	Splash pad	7/29/2025 9:16 PM
3	Trails and park - we live in the northwest fortville neighborhood and a trail to downtown would be great!	7/24/2025 5:47 PM
4	Indoor fitness center	7/24/2025 11:54 AM
5	Playgrounds and splash pads	7/24/2025 10:39 AM
6	Outdoor pool	7/24/2025 10:27 AM
7	Outdoor water area such as a splash pad	7/14/2025 9:25 AM
8	Splash pads #1	7/9/2025 1:26 PM
9	Splash Pad	6/27/2025 2:51 PM
10	Connecting trails!!	6/27/2025 12:53 PM
11	trails and non motorized pathways	6/26/2025 6:03 PM
12	Disc Golf Course	6/25/2025 12:01 PM
13	Trails to link newer subdivisions past the library to the town and parks areas	6/23/2025 5:48 PM
14	Trails connecting new neighborhoods to Fortville is the biggest need.	6/23/2025 5:18 PM
15	Wellness center/gym	6/23/2025 1:39 PM
16	Parking	6/23/2025 1:33 PM
17	Outdoor pool- 1st choice	6/23/2025 1:08 PM

Q18 How should Fortville prioritize funding for recreation improvements? (Rank the following)

Answered: 115 Skipped: 38



Town of Fortville Parks and Recreation Community Survey

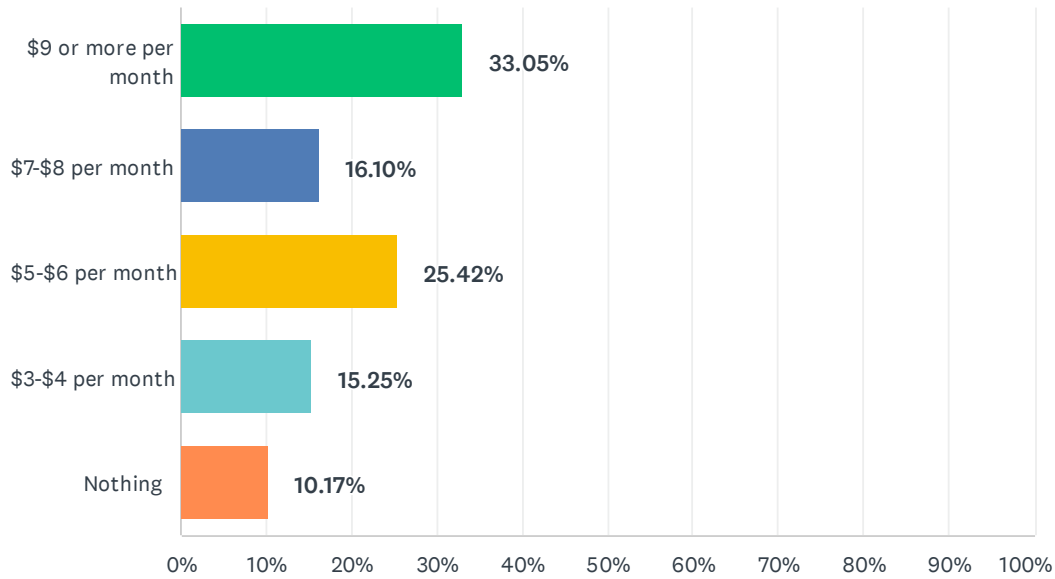


	1ST CHOICE	2ND CHOICE	3RD CHOICE	4TH CHOICE	5TH CHOICE	TOTAL	WEIGHTED AVERAGE
Expanding current programs	5.19% 4	14.29% 11	25.97% 20	22.08% 17	32.47% 25	77	3.62
Developing new programs	7.53% 7	18.28% 17	30.11% 28	34.41% 32	9.68% 9	93	3.20
Building a new indoor facility	29.79% 28	17.02% 16	24.47% 23	7.45% 7	21.28% 20	94	2.73
Developing new outdoor facilities and amenities	38.24% 39	32.35% 33	14.71% 15	8.82% 9	5.88% 6	102	2.12
Maintaining/improving existing facilities	37.00% 37	32.00% 32	18.00% 18	8.00% 8	5.00% 5	100	2.12

#	OTHER (PLEASE SPECIFY)	DATE
1	Connect the trails!!	6/27/2025 12:53 PM
2	Developing a disc golf course	6/25/2025 12:01 PM
3	Adding trails should be the priority	6/23/2025 5:18 PM
4	Bike Paths should be prioritized	6/23/2025 1:53 PM
5	Outdoor pool	6/23/2025 1:08 PM

Q19 Costs to improve current facilities and develop new recreation facilities will need to be funded through an appropriate level of tax revenues and user fees. Knowing this, what is the maximum amount of additional tax revenue you would be willing to pay to improve the Fortville recreation facilities and programs you have indicated are most important to your household?

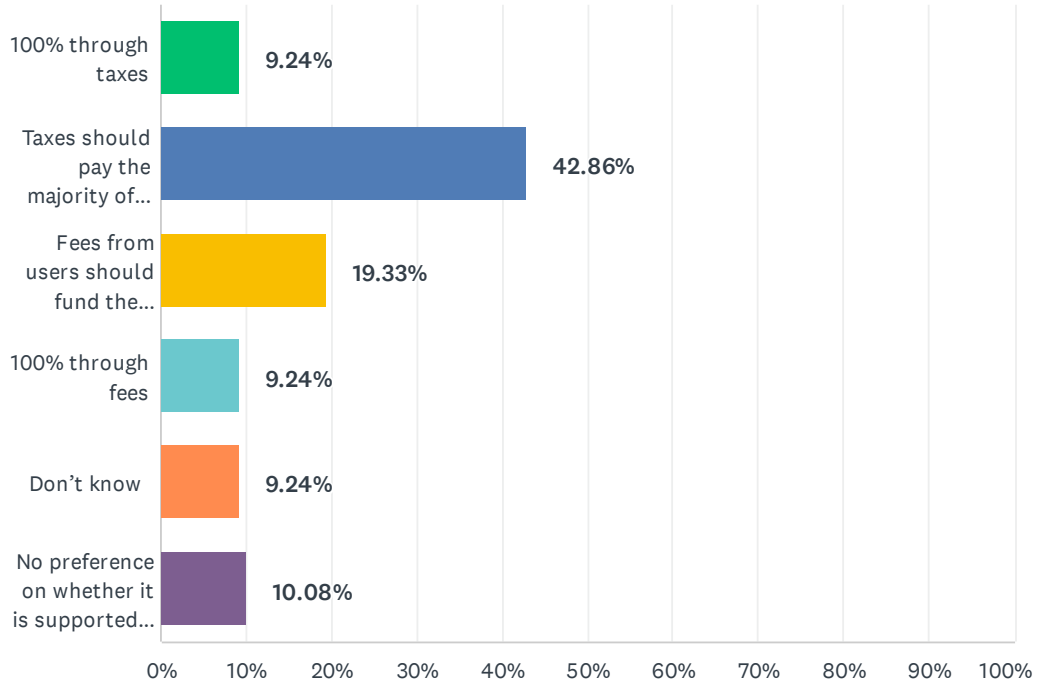
Answered: 118 Skipped: 35



ANSWER CHOICES	RESPONSES	
\$9 or more per month	33.05%	39
\$7-\$8 per month	16.10%	19
\$5-\$6 per month	25.42%	30
\$3-\$4 per month	15.25%	18
Nothing	10.17%	12
TOTAL		118

Q20 Which ONE of the following statements best represents how you feel the cost for operating a recreation center should be paid for?

Answered: 119 Skipped: 34



ANSWER CHOICES	RESPONSES	
100% through taxes	9.24%	11
Taxes should pay the majority of costs and fees from users should fund the remaining costs	42.86%	51
Fees from users should fund the majority of costs and taxes should fund the remaining costs	19.33%	23
100% through fees	9.24%	11
Don't know	9.24%	11
No preference on whether it is supported by fees or taxes	10.08%	12
TOTAL		119

Q21 Please provide your zip code

Answered: 115 Skipped: 38

#	RESPONSES	DATE
1	46040	8/6/2025 2:10 PM
2	46040	8/5/2025 8:42 PM
3	46940	8/5/2025 6:21 PM
4	46040	8/4/2025 10:50 PM
5	46040	8/3/2025 4:27 PM
6	46040	8/3/2025 3:59 PM
7	46040	8/1/2025 12:31 PM
8	46040	7/30/2025 6:49 PM
9	46040	7/29/2025 10:31 PM
10	46040	7/29/2025 9:17 PM
11	46040	7/27/2025 10:43 PM
12	46040	7/27/2025 1:28 PM
13	46040	7/25/2025 10:37 AM
14	46040	7/25/2025 9:47 AM
15	46040	7/25/2025 8:49 AM
16	46040	7/24/2025 7:56 PM
17	46040	7/24/2025 7:10 PM
18	46040	7/24/2025 6:33 PM
19	46040	7/24/2025 5:47 PM
20	46040	7/24/2025 5:18 PM
21	46040	7/24/2025 4:06 PM
22	46040	7/24/2025 3:30 PM
23	46040	7/24/2025 3:07 PM
24	46040	7/24/2025 2:56 PM
25	46040	7/24/2025 1:54 PM
26	46040	7/24/2025 1:51 PM
27	46040	7/24/2025 1:37 PM
28	46040	7/24/2025 1:20 PM
29	46037	7/24/2025 1:12 PM
30	46040	7/24/2025 12:04 PM
31	46040	7/24/2025 11:54 AM
32	46040	7/24/2025 11:22 AM
33	46040	7/24/2025 10:55 AM

Town of Fortville Parks and Recreation Community Survey

34	46040	7/24/2025 10:52 AM
35	46040	7/24/2025 10:39 AM
36	46040	7/24/2025 10:27 AM
37	46040	7/24/2025 9:36 AM
38	46040	7/22/2025 3:03 PM
39	46040	7/22/2025 2:58 PM
40	46040	7/18/2025 11:44 AM
41	46040	7/14/2025 9:25 AM
42	46040	7/13/2025 12:26 AM
43	46040	7/12/2025 9:49 AM
44	46140	7/11/2025 12:54 PM
45	46040	7/10/2025 7:16 PM
46	46040	7/10/2025 1:58 PM
47	46040	7/10/2025 1:34 PM
48	46040	7/10/2025 12:30 PM
49	46040	7/10/2025 8:47 AM
50	46040	7/10/2025 7:34 AM
51	46040	7/9/2025 11:46 PM
52	46040	7/9/2025 11:31 PM
53	46040	7/9/2025 10:35 PM
54	46040	7/9/2025 8:05 PM
55	46040	7/9/2025 4:50 PM
56	46040	7/9/2025 4:27 PM
57	46040	7/9/2025 2:40 PM
58	46040	7/9/2025 2:33 PM
59	46040	7/9/2025 2:16 PM
60	46040	7/9/2025 2:15 PM
61	46040	7/9/2025 2:00 PM
62	46040	7/9/2025 1:26 PM
63	46040	7/9/2025 10:17 AM
64	46040	7/9/2025 8:06 AM
65	46040	7/9/2025 7:04 AM
66	46040	7/1/2025 5:53 AM
67	46040	6/30/2025 11:44 AM
68	46040	6/29/2025 7:55 AM
69	46040	6/29/2025 12:59 AM
70	46040	6/27/2025 2:51 PM
71	46040	6/27/2025 1:01 PM

Town of Fortville Parks and Recreation Community Survey

72	46040	6/27/2025 12:53 PM
73	46040	6/27/2025 12:53 PM
74	46040	6/27/2025 9:59 AM
75	46040	6/26/2025 6:03 PM
76	46040	6/26/2025 4:25 PM
77	46040	6/26/2025 3:21 PM
78	46040	6/26/2025 2:36 PM
79	46040	6/25/2025 12:25 PM
80	46040	6/25/2025 12:05 PM
81	46040	6/25/2025 12:01 PM
82	46040	6/25/2025 11:53 AM
83	46040	6/24/2025 11:52 PM
84	46236	6/24/2025 9:59 PM
85	46040	6/24/2025 6:25 PM
86	46055	6/24/2025 4:22 PM
87	46040	6/24/2025 3:16 PM
88	46040	6/24/2025 2:29 PM
89	46040	6/24/2025 12:57 PM
90	46040	6/24/2025 9:40 AM
91	46040	6/24/2025 8:59 AM
92	46040	6/24/2025 8:19 AM
93	46040	6/24/2025 1:29 AM
94	46040	6/23/2025 11:47 PM
95	46055	6/23/2025 11:13 PM
96	46040	6/23/2025 10:53 PM
97	46040	6/23/2025 10:51 PM
98	46040	6/23/2025 10:30 PM
99	46040	6/23/2025 9:39 PM
100	46040	6/23/2025 7:48 PM
101	46040	6/23/2025 5:48 PM
102	46040	6/23/2025 5:18 PM
103	46040	6/23/2025 5:11 PM
104	46040	6/23/2025 5:00 PM
105	46040	6/23/2025 4:18 PM
106	46040	6/23/2025 3:36 PM
107	46040	6/23/2025 1:53 PM
108	46040	6/23/2025 1:39 PM
109	46040	6/23/2025 1:33 PM

Town of Fortville Parks and Recreation Community Survey

110	46040	6/23/2025 1:30 PM
111	46040	6/23/2025 1:25 PM
112	46040	6/23/2025 1:08 PM
113	46040	6/23/2025 12:54 PM
114	46040	6/23/2025 12:13 PM
115	46040	6/23/2025 12:12 PM

Q22 Please provide your email address.

Answered: 93 Skipped: 60

#	RESPONSES	DATE
1	Jvc3446@gmail.com	8/5/2025 8:42 PM
2	Palanalf@gmail.com	8/4/2025 10:50 PM
3	amycgriffey@gmail.com	8/3/2025 4:27 PM
4	baileyrscates@gmail.com	8/3/2025 3:59 PM
5	Jwalden1128@gmail.com	8/1/2025 12:31 PM
6	n2coffee2020@gmail.com	7/30/2025 6:49 PM
7	jtschmacks@gmail.com	7/29/2025 10:31 PM
8	Bstunda4@gmail.com	7/27/2025 10:43 PM
9	Kaylinalexa20@gmail.com	7/27/2025 1:28 PM
10	joani.jenkins@gmail.com	7/25/2025 9:47 AM
11	Akfeldmanis@outlook.com	7/25/2025 8:49 AM
12	nathansturdevant@gmail.com	7/24/2025 7:56 PM
13	dawg12234@gmail.com	7/24/2025 7:10 PM
14	joannrutter612@gmail.com	7/24/2025 6:33 PM
15	ramcmonagle@outlook.com	7/24/2025 5:47 PM
16	carolmidgley85@gmail.com	7/24/2025 5:18 PM
17	James@redux.com	7/24/2025 4:06 PM
18	tgarrity1209@gmail.com	7/24/2025 3:30 PM
19	shawnslinkedin@gmail.com	7/24/2025 2:56 PM
20	carterburk84@gmail.com	7/24/2025 1:54 PM
21	Jordanmorris89@gmail.com	7/24/2025 1:51 PM
22	Nikranderson13@gmail.com	7/24/2025 1:37 PM
23	reginarisher@gmail.com	7/24/2025 1:20 PM
24	jesomers@aol.com	7/24/2025 1:12 PM
25	grantevantozer@gmail.com	7/24/2025 11:54 AM
26	bikes_leaven5v@icloud.com	7/24/2025 11:22 AM
27	tonieads2.0@gmail.com	7/24/2025 10:55 AM
28	Staciziegler@gmail.com	7/24/2025 10:52 AM
29	griffeyzachary@gmail.com	7/24/2025 10:39 AM
30	Johnnyk@gmail.com	7/24/2025 10:27 AM
31	itsterrett@gmail.com	7/22/2025 3:03 PM
32	amluek@gmail.com	7/22/2025 2:58 PM
33	mstyb01@gmail.com	7/18/2025 11:44 AM

Town of Fortville Parks and Recreation Community Survey

34	thehannahmatlock@gmail.com	7/14/2025 9:25 AM
35	Ataylor0807@gmail.com	7/13/2025 12:26 AM
36	Brandieni@yahoo.com	7/10/2025 7:16 PM
37	jennwestfall1@yahoo.com	7/10/2025 1:58 PM
38	serenamowery@gmail.com	7/10/2025 1:34 PM
39	Amhipskind@gmail.com	7/10/2025 12:30 PM
40	andreaallen2000@gmail.com	7/10/2025 8:47 AM
41	hendricks765@hotmail.com	7/10/2025 7:34 AM
42	Gohringb@fishers.in.gov	7/9/2025 11:46 PM
43	iambettybooper@yahoo.com	7/9/2025 11:31 PM
44	Waunita.unutoa@gmail.com	7/9/2025 10:35 PM
45	Aallton@att.net	7/9/2025 8:05 PM
46	elizabethannaleonard@gmail.com	7/9/2025 4:50 PM
47	mobass85@gmail.com	7/9/2025 4:27 PM
48	michelle.dixon2006@gmail.com	7/9/2025 2:40 PM
49	Feliciasmith1023@gmail.com	7/9/2025 2:16 PM
50	mcjuliae@gmail.com	7/9/2025 2:15 PM
51	Bailey.lyle23@gmail.com	7/9/2025 2:00 PM
52	curious.custom3r@gmail.com	7/9/2025 1:26 PM
53	alkarr00@gmail.com	7/9/2025 10:17 AM
54	cameronhalsted132@gmail.com	7/9/2025 8:06 AM
55	alexahalsted@gmail.com	7/9/2025 7:04 AM
56	Bertbrown1971@gmail.com	7/1/2025 5:53 AM
57	nlebin18@gmail.com	6/30/2025 11:44 AM
58	tatumstrowaway@gmail.com	6/29/2025 12:59 AM
59	Mewzyck@yahoo.com	6/27/2025 1:01 PM
60	siebert.jm@gmail.com	6/27/2025 12:53 PM
61	Hfrischk@gmail.com	6/27/2025 12:53 PM
62	6/27/2025 9:59 AM
63	rjontzen@aol.com	6/26/2025 6:03 PM
64	Conzann@gmail.com	6/26/2025 4:25 PM
65	Ashleyanne28k@aol.com	6/26/2025 2:36 PM
66	scarter4work@yahoo.com	6/25/2025 12:25 PM
67	Robert.Derek.Myers@gmail.com	6/25/2025 12:01 PM
68	Harry@rubie.tech	6/25/2025 11:53 AM
69	preheatedtutu@outlook.com	6/24/2025 11:52 PM
70	Audreydinnen@hotmail.com	6/24/2025 9:59 PM
71	Hannahshae03@gmail.com	6/24/2025 6:25 PM

Town of Fortville Parks and Recreation Community Survey

72	apbarnes76@icloud.com	6/24/2025 4:22 PM
73	caleb.lewis28@gmail.com	6/24/2025 3:16 PM
74	Bigbrockly@aol.com	6/24/2025 2:29 PM
75	sherri.nelson@clickboxes.com	6/24/2025 9:40 AM
76	Klilly72@gmail.com	6/24/2025 8:59 AM
77	richgcase@gmail.com	6/24/2025 8:19 AM
78	michaelthomaspeck@gmail.com	6/24/2025 1:29 AM
79	Trdavis485@gmail.com	6/23/2025 11:47 PM
80	bailey.trebing@gmail.com	6/23/2025 11:13 PM
81	crichtim@gmail.com	6/23/2025 10:51 PM
82	Mfrischk@gmail.com	6/23/2025 10:30 PM
83	taminator61@gmail.com	6/23/2025 9:39 PM
84	Eg090894@gmail.com	6/23/2025 7:48 PM
85	Elliefisher363@gmail.com	6/23/2025 5:48 PM
86	chrisfisher05@yahoo.com	6/23/2025 5:18 PM
87	awillbasketball@gmail.com	6/23/2025 5:11 PM
88	april.bratton@yahoo.com	6/23/2025 5:00 PM
89	dehays.h@gmail.com	6/23/2025 1:53 PM
90	jbuttaccio@gmail.com	6/23/2025 1:39 PM
91	cmryder1@outlook.com	6/23/2025 1:30 PM
92	alcho@mailfence.com	6/23/2025 1:25 PM
93	Caitlin.Furgason@gmail.com	6/23/2025 12:13 PM

APPENDIX B – TOWN COUNCIL MEETING MINUTES

Town of Fortville
10.06.2025
Town Council Meeting

Opening of Meeting:

The meeting was held at Fortville Town Hall, 714 E. Broadway. Meeting was called to order by Council President Tonya Davis at 6:30 pm.

Present:

Tonya Davis, President; Ryan Rummell, Vice President; Libby Wyatt, Council Member; Fritz Fentz, Council Member; Sean Morgan, Council Member; Joe Renner, Town Manager; Jacob Antrim sitting in for Alex Intermill, Town Attorney; Missy Glazier, Clerk Treasurer.

Not Present:

Missy Glazier

Approval of Agenda:

Ryan Rummell made a motion to make a change to the agenda moving Beth Marsh above Old Business for today October 6th, 2025; Libby Wyatt second the motion. Motion carried, passed 5/0.

Approval of Minutes

Ryan Rummell made a motion to approve the minutes for the September 15th, 2025, Town Council Meeting. Libby Wyatt second the motion. Motion carried, passed 5/0.

Old Business

- a) The Council will consider the 2nd Reading of Ordinance 2025-9A, a text amendment to the Mercho-Lauth PUD – Adam Zaklikowski reminds everyone of the changes made in the 1st Reading. The Plan Commission gave the plan a unanimous positive recommendation. Ryan Rummel made the motion to approve Ordinance 2025-9A with Libby Wyatt seconding. Motion carried, passed 5/0.

New Business:

- a) The Council will hear the Parks & Recreation Survey Results and Master Plan snapshot presented by Travis Tranbarger of Pro's Consulting (*slide presentation*) – Travis Tranbarger with Pro's Consulting and Heath Luther, Fortville Parks Manager presented

this. The slide show is attached. Sean Morgan asked about splashpads or water features. Heath responded with it would be a Town Council decision and other factors that go into play along with the budget. Heath mentioned the Indiana Trails Grant application was submitted.

- b) The Council will recess the regular council meeting and open a Public Hearing for the presentation of the 2026 Proposed Budget, presented by Beth Marsh of Bookkeeping Plus (*via Zoom*) - Ryan Rummell made a motion to close the Council Meeting and open Public Hearing with Libby Wyatt seconding. Motion carried, passed 5/0. Beth Marsh presented the proposed 2026 Budget. No questions from the public. Fritz Fentz asked about the increased salaries. Beth explained there are 27 pays next year vs the normal 26.
- c) The Council will close the Public Hearing and reconvene the regular council meeting - Ryan Rummell made the motion to close the Public Hearing and reconvene the regular Council Meeting, with Libby Wyatt seconding. Motion carried, passed 5/0.
- d) The Council will hear a Special Event Request - "Chili in the Park", Sunday, Oct. 26, 2025, 10 am – Noon, presented by Angelica Rangull of Gateway Community Church – Angelica Rangull was not present. Ryan Rummell made the motion to approve the Special Event Request with Libby Wyatt seconding. Motion carried, passed 5/0.

Department Head Reports:

Town Manager: Joe Renner

The change order that the Council approved a couple meetings ago is currently making good progress.

Planning & Building Director: Adam Zaklikowski

We have done 158 single family residential permits from January 1 through the end of September. This is a record by far. The most we have done in one year is somewhere around 115-120.

Parks Manager: Heath Luther

No Comment.

Police Chief: Chief Patrick Bratton

Gave updates on accident reports regarding before and after the road diet. The number of accidents has gone down since the road diet was implemented. The Police Department is wearing pink badges for breast cancer awareness month. Pat will be out of town for the next Council Meeting. Officer Lanning will be attending ILEA training in January. Officer Payne is our new hire. Chief would like to address the fees associated with in car camera and body cams in the fee schedule.

Town Attorney: Alex Intermill

No Comment.

Clerk-Treasurer: Missy Glazier

N/A

Public Comment:

Jennifer Chaves asks if she could close the alley way behind her house for trick or treating hours. Chief Bratton is going to assist her with this.

Council Members:

Tonya Davis:

Welcomes Sean Morgan to Council.

Ryan Rummell:

No Comment.

Libby Wyatt:

No Comment.

Fritz Fentz:

No Comment.

Sean Morgan

No Comment.

Approve and Sign Vouchers:

Ryan Rummell made the motion to approve and sign vouchers; Libby Wyatt seconds the motion. Motion carries passed 5/0.

Adjourn:

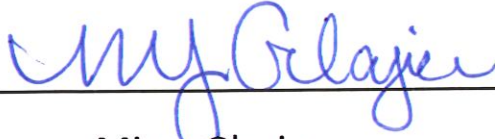
Tonya Davis made the motion to adjourn at 7:40 pm, Libby Wyatt seconds the motion. Motion carries passed 5/0.

President: _____



Tonya Davis

Clerk-Treasurer: _____



Missy Glazier




**Parks & Recreation Master Plan
Town Council Workshop
10.06.2025**

Master Plan Process – PROS Consulting Scope



Where Are We Today?

Community Profile
Stakeholder engagement and Community
needs assessment completed



How Do We Get There?

Funding options
Partnership strategies
Vision, Mission, and Goals
Strategic Action Plan



Stakeholder Engagement

Online Community Survey

Recreation Programming

- About 33% participate only a few times per year and residents primarily go to the City of Fishers (42%), Hancock Wellness Center (25%), and the Town of McCordsville (23%) for recreation programming.
- Top barriers for participating in recreation programs include lack of awareness (77%), limited program variety (53%), and inconvenient times (22%)
- 83% want programs offered at varied times to fit busy schedules
- Residents request youth and teen programs, family-focused events, and senior programming
- A strong desire for financially accessible programs and childcare support was expressed

Online Community Survey

Priorities

- Improving existing parks, more special events and community festivals, adding outdoor fitness and recreation opportunities, and building new recreation facilities ranked highest as priorities for the next five years.
 - Accessibility improvements and trails/greenway expansions were also frequently mentioned.
- Updating current parks and facilities, trail and greenway expansions, and acquiring and developing more parkland were top funding priorities.
 - Splash pads, trails, outdoor fitness areas, and playground upgrades were repeatedly mentioned as facility and amenity priorities
 - There is also strong interest in indoor recreation spaces, including gyms and wellness centers

Online Community Survey – Key Actions

- **Prioritize upgrading existing parks** by adding water play and outdoor fitness amenities to meet family and community needs.
- **Develop youth/teen programs, senior activities, and community events** while improving program scheduling flexibility and affordability.
- **Expand trail and greenway networks** to link neighborhoods, parks, and downtown areas.
- Implement consistent communication strategies with centralized calendars, social media, and newsletters to **increase awareness and engagement**.
- Ensure ADA compliance, offer culturally inclusive programs, and explore childcare support to reduce participation barriers.
- **Collaborate with schools, regional providers, and nonprofits** to maximize resources and expand program offerings.

Focus Group Themes - Strengths

Strengths to Build On

- Stakeholders value the ability to connect easily to parks and trails, which supports informal recreation and social connection.
- Landmark Park and Memorial Park serve as key gathering spaces. The parks are used for events, markets, and informal play, and their central location is convenient for residents.
- The parks are described as easy to rent and accessible, with minimal red tape for organizing activities. The community appreciates the flexibility and openness of the system.
- Fortville benefits from a strong spirit of collaboration between departments and community partners (e.g., Library, Hancock Health, Ninstar, and ATA). This cooperation provides future opportunity for shared-use programming and events.

Focus Group Themes - Challenges

Upcoming Challenges for the Park System

- Fortville is growing, and the community is concerned about keeping up with facility maintenance, equipment upgrades, and service levels. Limited staffing and potential budget cuts may hinder progress.
- Concerns about reduced state funding and lack of alternative revenue sources were raised. There is a need to explore impact fees, TIF, increased user fees, and dedicated fundraising efforts. There's also debate around reinstating a Park Board and how it would align with Council priorities.
- Participants cited issues with vandalism and aging infrastructure, particularly restrooms and play structures, that require consistent attention to maintain positive user experiences.
- There is a risk of fragmented trail development. Without a long-term connectivity plan and funding for regional trail links, Fortville may miss opportunities to become a well-connected destination.

Focus Group Themes – Community Needs

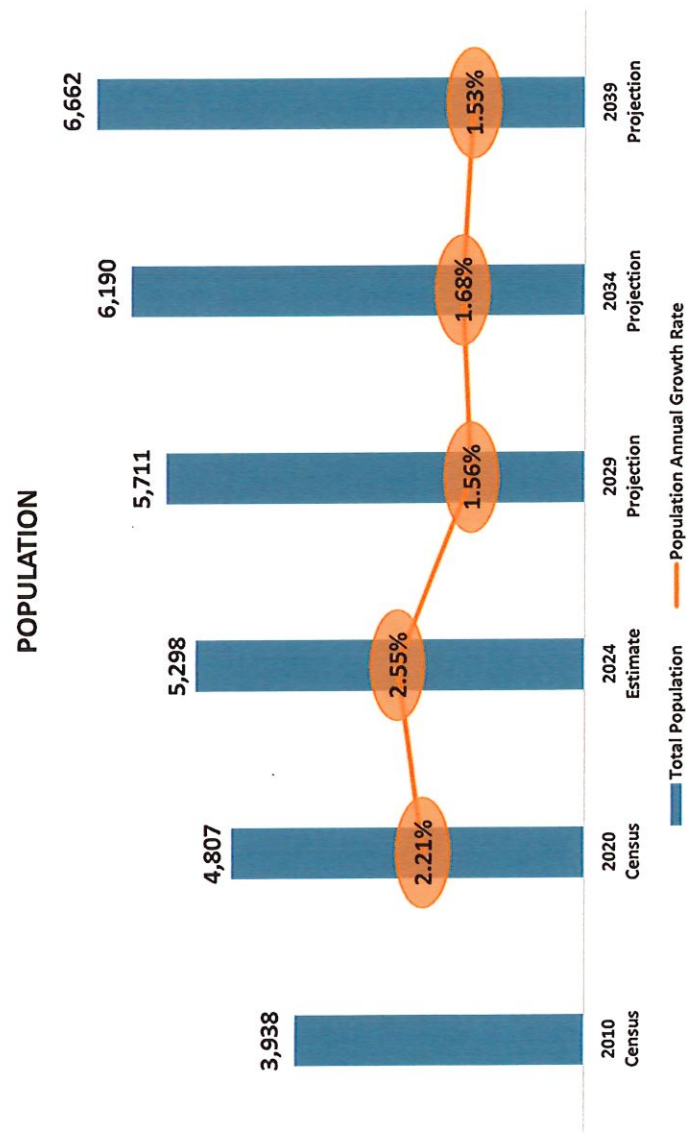
Community Needs

- Restrooms at Landmark and Memorial Parks are in urgent need of renovation. Memorial Park’s playground and Landmark’s infrastructure also require updates to serve current and future users effectively.
- There is strong interest in a dedicated indoor space for fitness, training, and wellness programming. Ideas include a renovated community center or a new fieldhouse-style facility.
- The community seeks more family-centered recreation which can include camps, events, and sports for youth. There’s also interest in serving specialized recreation needs, such as childcare support and partnership-led programming (e.g., library, FFA, ATA).
- Improvements to signage, educational elements (like story walks), and beautification, such as native landscaping and low-maintenance enhancements, were suggested for parks and public spaces.



Demographics & Recreation Trends

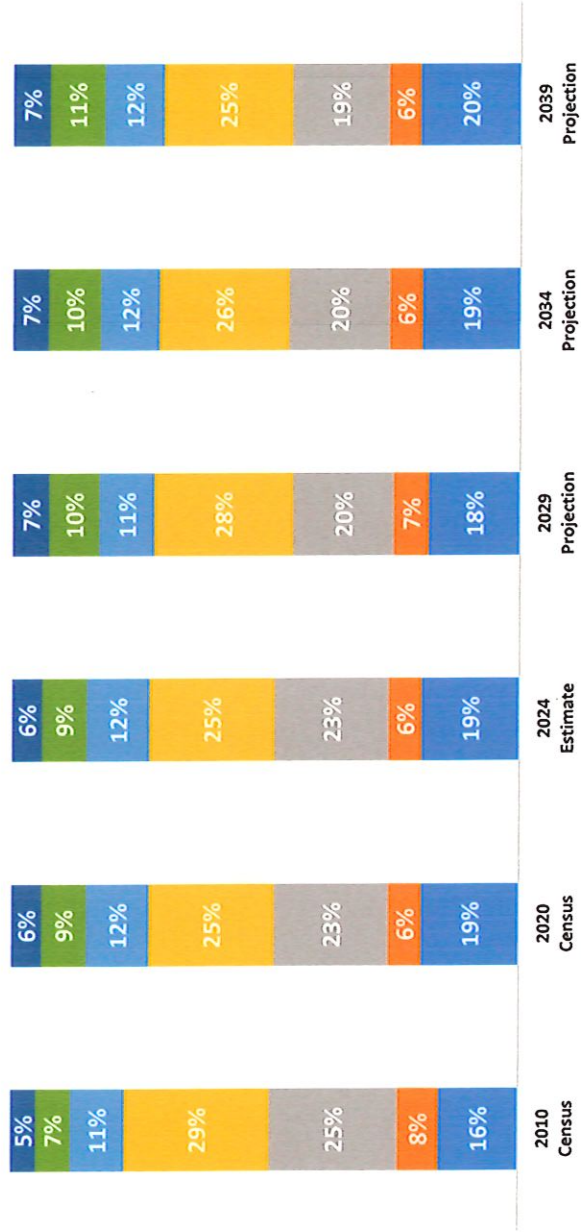
Population Growth Trend



Age Segment Breakdown

POPULATION BY AGE SEGMENTS

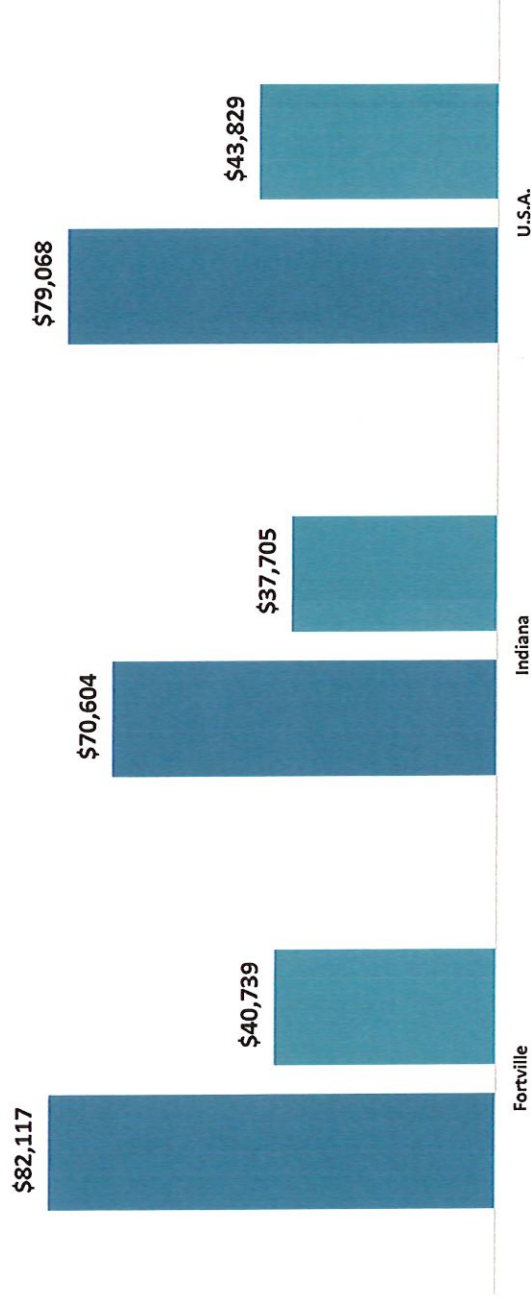
0-12 13-17 18-34 35-54 55-64 65-74 75+



Income Characteristics

COMPARATIVE INCOME

■ Median Household Income ■ Per Capita Income



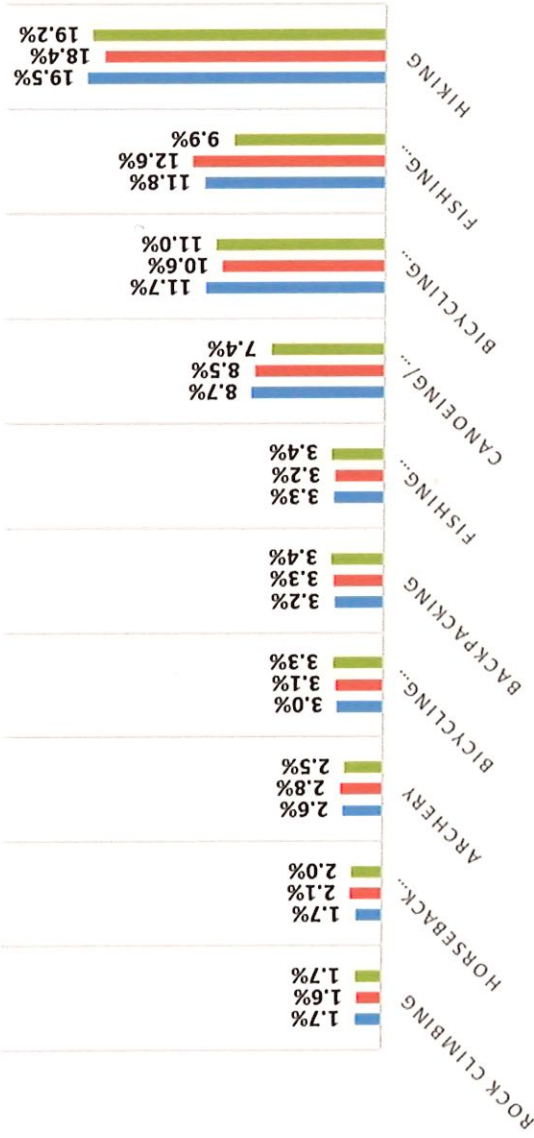
Demographic Implications

- The Town's **aging population trends** indicate a need to identify and understand the interests of all ages, especially middle-aged and senior populations.
- The Town's household income characteristics suggest **potential disposable income at the family level**. The Department should be mindful of this when establishing appropriate fees for programs and activities while still ensuring opportunities for lower-income households.
- **Population growth** should be considered and accounted for when planning new facilities, amenities, and programs for the community. Fortville should also be accounting for the additional maintenance and upkeep of current offerings to provide a consistent level of service or better in the future.

Recreation Trends

OUTDOOR ACTIVITY MPI

■ Fortville ■ Indiana ■ National Average



- Golf, basketball, and tennis show the most market potential for sports programming.
- Walking for exercise, swimming, and weightlifting are the top fitness activities
- Hiking, fishing, and road biking are the top outdoor activities





Funding Strategies

Funding Strategies Overview



Shift from taxes: Park systems across the U.S. are moving beyond tax dollars as the sole funding source.



New revenue streams: Pricing policies, cost recovery targets, and partnerships are now standard.



Economic impact: Parks boost property values and drive economic development.

Fortville Operating Budget Per Capita (2024)

\$117.16

NRPA National Median (Communities less than 20,000)

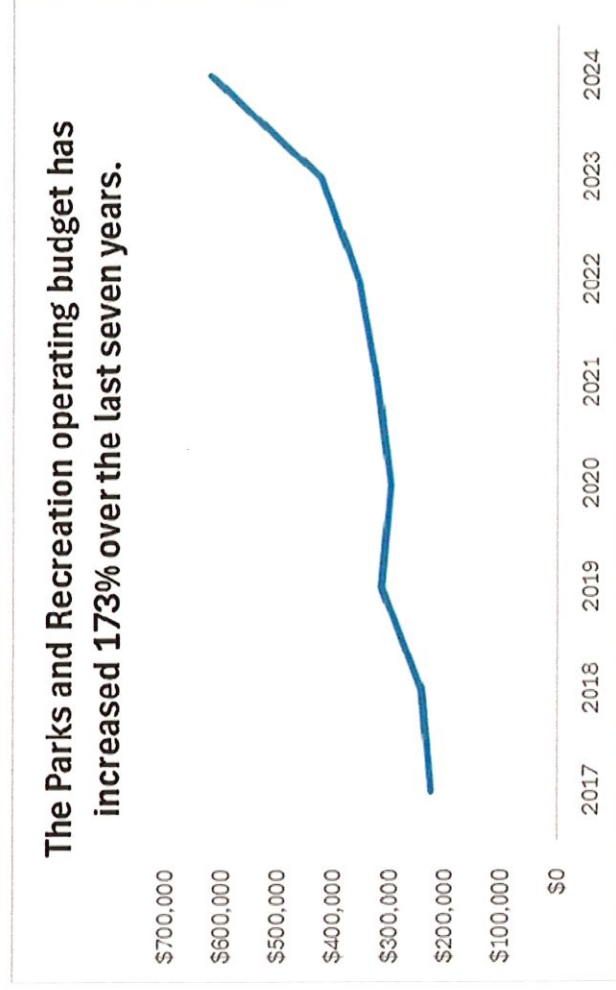
\$139.87

NRPA Great Lakes Region Median (Communities less than 20,000)

\$109.30

Fortville Revenue Snapshot

- **Primary funding:** Property taxes remain the main source.
- **Rental revenue:** Up 16% annually since 2019; \$54,450 in 2023.
- **Sponsorships & donations:** Totalled \$76,276 since 2018.
- **Overall growth:** \$71,730 in 2023, up 124% from 2018; \$294,470 total since 2018.



The Parks and Recreation Operating Budget totaled \$620,714 in 2024



Capital Investments

- **2020 GO Bond (\$235K):**
Playground, dog park, mowers, truck.
- **2022 Lease Bond (\$878K):**
Tennis/basketball courts, field lighting, shelter renovations, HVAC, solar, security.
- Upcoming improvements to Landmark Park



Funding sources at a glance

External: Sponsorships, partnerships, foundations, crowdfunding, donations.

Capital: Net revenue fund, impact fees, public-private partnerships.

User Fees: Memberships, rentals, permits.

Grants: Trails, urban forestry, NRPA, CDBG, LWCF, transportation alternatives.

Tax Tools: Property tax, food & beverage tax, GO bonds, TIF-backed bonds.

Other: Land leases, easements, interlocal agreements.

Key financial actions



Diversify funding to reduce tax dependency.



Build partnerships for grants, donations, and sponsorships.



Develop cost recovery policies and pricing strategies.



Align capital investments with master plan priorities.

Next Steps

- Draft Plan to Town Council for approval – **11/3**
- Draft Plan is submitted to Indiana Department of Natural Resources (IDNR) – **11/15**
- IDNR feedback and edits made to plan – **Winter 2025/2026**
- Final Master Plan submitted to IDNR – **4/15/26**