CAMBRIDGE WATER, SEWER, AND STORMWATER COMMITTEE
AMUNDSON COMMUNITY CENTER
200 SPRING STREET - COMMUNITY ROOM
JUNE 17, 2025
6:30PM
AGENDA

1. **Call to Order/Roll Call**
2. **Proof of Posting**
3. **Approval of consent agenda**
   a. Meeting Minutes from 05-20-2025
4. **Approval of Bills**
5. **Reports**
   a. Utility Clerk
   b. Staff Report
   c. COWC Report
6. **Old Business:** Discussion and Possible Action Regarding
   a. Well #3 Final Payment and Closeout – MSA
   b. Water Tower Cleaning – Water Operator
7. **New Business:** Discussion and Possible Action Regarding
   a. Pulliam Large Water Usage – 706 Townsend St. – Utility Clerk
   b. Bulk Water Dispensing Station – Water Operator
8. **Public Comment**
9. **Questions, Referrals to Staff or Future Agenda Items**
10. **Adjournment**

Vicki Redford - Utility Clerk

a) Persons needing special accommodations should call 608-423-3712 at least 24 hours prior to the meeting.
b) More specific information about agenda items may be obtained by calling 608- 423-3712.
c) Final Agendas are typically posted by 4 PM on the Friday preceding the regular meeting at the Amundson Community Center, Cambridge Post Office, Badger Bank and Village of Cambridge Web site at www.ci.cambridge.wi.us

CAMBRIDGE WATER, SEWER, AND STORMWATER COMMITTEE
AMUNDSON COMMUNITY CENTER
200 SPRING STREET - COMMUNITY ROOM
JUNE 17, 2025
6:30PM
AGENDA

1. **Call to Order/Roll Call**
2. **Proof of Posting**
3. **Approval of consent agenda**
   a. Meeting Minutes from 05-20-2025
4. **Approval of Bills**
5. **Reports**
   a. Utility Clerk
   b. Staff Report
   c. COWC Report
6. **Old Business:** Discussion and Possible Action Regarding
   a. Well #3 Final Payment and Closeout – MSA
   b. Water Tower Cleaning – Water Operator
7. **New Business:** Discussion and Possible Action Regarding
   a. Pulliam Large Water Usage – 706 Townsend St. – Utility Clerk
   b. Bulk Water Dispensing Station – Water Operator
8. **Public Comment**
9. **Questions, Referrals to Staff or Future Agenda Items**
10. **Adjournment**

Vicki Redford - Utility Clerk

a) Persons needing special accommodations should call 608-423-3712 at least 24 hours prior to the meeting.
b) More specific information about agenda items may be obtained by calling 608- 423-3712.
c) Final Agendas are typically posted by 4 PM on the Friday preceding the regular meeting at the Amundson Community Center, Cambridge Post Office, Badger Bank and Village of Cambridge Web site at www.ci.cambridge.wi.us

CAMBRIDGE WATER, SEWER, AND STORMWATER COMMITTEE
AMUNDSON COMMUNITY CENTER
200 SPRING STREET - COMMUNITY ROOM
MAY 20, 2025
6:30PM
MINUTES

1. **Call to Order/Roll Call:** Hollenbeck called the meeting to order at 6:33pm. Members present: Mat Hughson, Kris Breunig, and Paula Hollenbeck. Steve Struss arrived at 6:45pm. Member Absent: Ted Kumbier. Others present: Sandy Jankowski. Village Staff: Treasurer Lucy Peterson, Water Operator Derek Schroedl, Utility Clerk Vicki Redford.

2. **Proof of Posting:** Agendas were posted in the upper and lower levels of the Amundson Community Center, Badger Bank, Cambridge Post Office, and the Village Website.

3. **Approval of consent agenda:**
   a. Meeting Minutes from 04-15-2025

Breunig made a motion to accept the consent agenda. Hollenbeck seconded the motion. Motion carried.

4. **Approval of Bills:**

Breunig made a motion to accept the bills in the amount of $ 75,741.21. Hughson seconded the motion. Motion carried on a 3-0 roll call vote.

5. **Reports**
   a. Utility Clerk: I have been working on requests sent from the auditors to finalize the PSC report. I received an email from Larry Gunseor stating that he is stepping down from the Water & Sewer Committee. I also do my usual daily, weekly, and monthly duties. Chair Hollenbeck thanked Larry Gunseor for his service on the Water & Sewer Committee.

   b. Staff Report: Schroedl told the Committee that the advanced metering infrastructure hardware portion is complete. We are waiting on the software portion. Schroedl is working with LW Allen on the chlorine analyzers. Considering placement options. There was discussion of the shavings found at well #2, as well as issues they are working on at well #3. Mid-City may need to change the depth of the water pump at well #3. Schroedl is still working on quotes for the sewer lining. Cambridge Foundation has offered funding for the siding of well #2.

New Committee Member Mat Hughson gave a brief background of himself.

   c. COWC Report: Steve Struss gave a brief explanation of COWC for Hughson. Struss told the Committee that they are still working on getting farmers to work with them on phosphorus trading program and reducing phosphorus. Aqua Aerobics is

doing a pilot study. COWC is also investigating where the hits to their system could come from. Struss visited Centrifugal Industries to see how things are running there. Struss does not think the problems hitting the COWC system are from Centrifugal Industries.

6. **Old Business:** Discussion and Possible Action Regarding
   a. Update on Well #2 Generator: Schroedl told the Committee that the contract documents have been received from the Contractor and are currently being signed by the Village. Notice to Proceed will go into effect as soon as signed comments are received by the Village. The Contractor has initiated the order for the generator. MSA will be reviewing submittals for the generator and auxiliary equipment when received by the Contractor. Schroedl said the lead times have greatly improved. Van Ert believes they can complete the installation by the end of this year. This is well in advance of the proposed project schedule.

   b. Update on Well #3: Schroedl said the replacement pump was installed at well #3 on April 16, 2025. The Village has retained five percent of the contract. Mid-City Corporation will be requesting final payment for approval at the June W&S meeting. The punch list has been completed, the walk through with the DNR Funding Compliance Management Engineer has been completed, and MSA is preparing closeout documents for the Village signature and approval. The Facilities are currently under the Contractor Warranty Period and the Warranty includes turf establishment. There was discussion about the alignment issues at well #3 and fixes.

   c. Vineyard Retention Pond Maintenance Plan Update – Schroedl: Schroedl said since MSA reviewed the pond they have done mowing and burning. There are trees to remove on the southern pond. Also, more weed control will be needed. Hollenbeck asked when other items will be managed at the ponds. Schroedl said low staff has made this difficult. They will also have to rent equipment to do some of the maintenance. Hollenbeck stated that it is important that all the retention ponds in the Village are treated the same.

7. **New Business:** Discussion and Possible Action Regarding - None

8. **Public Comment:** Sandy Jankowski spoke to the Committee. She said cattails and thistles have not been addressed. Sandy feels these are the real problem in her opinion. Jankowski said she has been contacting the Village for three years to have these problems resolved. Sandy said the Village is not meeting DNR requirements.

9. **Questions, Referrals to Staff or Future Agenda Items:**

   1. Review petition on Vineyards Retention Ponds
   2. Update on Budget
   3. Water Tower Cleaning

10. **Adjournment:** Struss made a motion to adjourn the meeting. Breunig seconded the motion. Hollenbeck adjourned the meeting at 7:32pm.

Dated From: 6/17/2025 From Account:
Thru: 6/17/2025 Thru Account:

Voucher Nbr	Check Date	Payee			Amount
	6/17/2025	ABT Mailcom			
	BILL PROCESSING & MAILING JUNE 2025				
500-00-53700-681-100	POSTAGE				211.72
	BILL PROCESSING & MAILING JUNE 2025		52562		
600-00-53700-851-300	POSTAGE EXPENSE				211.72
	BILL PROCESSING & MAILING JUNE 2025		52562		
800-00-58100-681-100	POSTAGE				211.72
	BILL PROCESSING & MAILING JUNE 2025		52562		
				Total	635.16
	6/17/2025	Core & Main			
	2 OMNI MEAS CHAMBERS				
500-00-53700-640-000	SUPPLIES AND EXPENSES				2,629.79
	2 OMNI MEAS CHAMBERS		X019225		
500-00-53700-640-000	SUPPLIES AND EXPENSES				162.00
	IPERL 100G SM 4WHL 14S3GLXX		X074427		
				Total	2,791.79
	6/17/2025	DIGGERS HOTLINE INC			
	BILL FOR JUNE				
500-00-53700-689-100	DIGGERS HOTLINE EXPENSES				77.90
	BILL FOR JUNE		250 5 46201		
				Total	77.90
	6/17/2025	FARRAR, LEE			
	STATE LAB WATER TESTING MILAGE				
500-00-53700-660-000	VEHICLE/FUEL EXPENSES				20.96
	STATE LAB WATER TESTING MILAGE		5-29-2025		
				Total	20.96
	6/17/2025	HYDROCORP			
	LABOR (RECURRING) JOB #B460000				
500-00-53700-640-000	SUPPLIES AND EXPENSES				291.00
	LABOR (RECURRING) JOB #B460000		CI-06397 CUS#C000696		
				Total	291.00
	6/17/2025	MARTELLE WATER TREATMENT			
	SOD HYPOCHLORITE BLK/HYDROF ACID BLK				
500-00-53700-630-000	CHEMICALS				458.18
	SOD HYPOCHLORITE BLK/HYDROF ACID BLK		29281		

LP

Dated From: 6/17/2025 From Account:
Thru: 6/17/2025 Thru Account:

Voucher Nbr	Check Date	Payee		Amount
			Total	458.18
	6/17/2025	MID CITY CORPORATION		
WELL # 3 PROJECT FINAL PAYMENT				
200-00-57915-000-000		WELL #3 PROJECT		240,403.91
WELL # 3 PROJECT FINAL PAYMENT			PMT 13 PROJECT #2023-072	
			Total	240,403.91
	6/17/2025	US CELLULAR		
METER READING MODEM				
500-00-53700-681-200		TELEPHONE/INTERNET EXPENSE		22.82
METER READING MODEM			0729868358	
			Total	22.82
	6/17/2025	WISCONSIN STATE LABORATORY OF HYGIENE		
FLUORIDE/FLDFLUOR				
500-00-53700-640-000		SUPPLIES AND EXPENSES		31.00
FLUORIDE/FLDFLUOR			810359	
			Total	31.00
			Grand Total	244,732.72

Dated From: 6/17/2025 From Account:
Thru: 6/17/2025 Thru Account:

	Amount
Total Expenditure from Fund # 200 - CAPITAL PROJECTS FUND	240,403.91
Total Expenditure from Fund # 500 - WATER UTILITY	3,905.37
Total Expenditure from Fund # 600 - SEWER UTILITY	211.72
Total Expenditure from Fund # 800 - STORMWATER UTILITY	211.72
Total Expenditure from all Funds	244,732.72

Water Testing - All Locations

Month/Year: _____May 2025_____

	Distribution			Well 2 Entry Point		Well 3 Entry Point		
	Daily	3x / week		2x / week				
	0.7	0.2-1.0		<0.05	70-100	<0.05	<0.008	70-100
	Fluoride	**Free Chlorine**	**Total**	**Iron**	**Hardness**	**Iron**	**Manganese**	**Hardness**
1	0.68	0.75	0.98			0.05	0.013	81
2	0.62	0.19	0.27					
3	0.64	1.03						
4	0.65	0.98						
5	0.55	1.16	1.39					
6	0.63	0.72	0.93					
7	0.77	0.89	1.18			0.02	0.011	0.72
8	0.71							
9	0.68							
10	0.64	0.99						
11	0.56	0.51						
12	0.70	0.92	1.14			0	0.014	89
13	0.67	0.66						
14	0.68							
15	0.44	0.35	0.54			0.02	0.011	76
16	0.65	0.65	0.57					
17	0.68	0.68						
18	0.70	0.70						
19	0.60	0.60	0.68					
20	0.59	0.59	0.63			0.03	0.009	80
21	0.52	0.52	0.41					
22	0.63	0.63	0.21	0.01	79			
23	0.65	0.65	0.39			0.04	0.007	73
24	0.59	0.59	0.11	0	82			
25	0.65	0.65	0.45					
26	0.65	0.65	0.15					
27	0.72	0.72	0.48					
28	0.70	0.70	0.08			0.02	0.011	79
29	0.86	0.86	0.77					
30	0.63	0.63	0.76					
31	0.65	0.65	0.49					
AVG	0.65	0.70	0.60	0.01	80.50	0.03	0.01	68.39

Water Testing - All Locations

Month/Year: ___June 2025_____

	Distribution			Well 2 Entry Point		Well 3 Entry Point		
	Daily	3x / week		2x / week				
	0.7	0.2-1.0		<0.05	70-100	<0.05	<0.008	70-100
	Fluoride	**Free Chlorine**	**Total**	**Iron**	**Hardness**	**Iron**	**Manganese**	**Hardness**
1	0.70	1.07						
2	0.75	1.17	1.53					
3	0.66	0.94	1.19					
4	0.64	0.86	1.11			0.04	0.011	81
5	0.63	1.06	1.38					
6	0.69	0.95	1.26					
7	0.68	0.32	0.56					
8	0.65	0.43	0.73					
9	0.63	0.11	0.75			0.02	0.009	74
10	0.62	0.17	0.42					
11	0.64	0.49	0.57					
12	0.64	0.17	0.43			0.05	0.014	68
13								
14								
15								
16								
17								
18								
19								
20								
21								
22								
23								
24								
25								
26								
27								
28								
29								
30								
31								
AVG	0.66	0.65	0.90	#DIV/0!	#DIV/0!	0.04	0.01	74.33

EJCDC
ENGINEERS JOINT CONTRACT DOCUMENTS COMMITTEE

Contractor's Application for Payment No. 13

	Application Period: 9/6/2024-2/1/2025	Application Date	2/5/2025
To (Owner): Village of Cambridge	From (Contractor): Mid City Corporation	Via (Engineer):	MSA
Project: Well 3 Water Treatment Facility	Contract:		
Owner's Contract No.	Contractor's Project No.: 2023-072	Engineer's Project No.	

Application For Payment

Change Order Summary

Approved Change Orders		
Number	Additions	Deductions
1		$15,000.00
2	$1,513.18	
3		$7,185.00
4	$233.61	
5	$875.50	
6		$14,359.00
7		
8		
TOTALS	$2,622.29	$36,544.00
NET CHANGE BY CHANGE ORDERS	-$33,921.71	

1. ORIGINAL CONTRACT PRICE	$ $4,842,000.00
2. Net change by Change Orders	$ -$33,921.71
3. Current Contract Price (Line 1 ± 2)	$ $4,808,078.29
4. TOTAL COMPLETED AND STORED TO DATE (Column F total on Progress Estimates)	$ $4,808,078.29
5. RETAINAGE:	
a. 5% X _____ Work Completed	$
b. 5% X _____ Stored Material	$
c. Total Retainage (Line 5.a + Line 5.b)	$
6. AMOUNT ELIGIBLE TO DATE (Line 4 - Line 5.c)	$ $4,808,078.29
7. LESS PREVIOUS PAYMENTS (Line 6 from prior Application)	$ $4,567,674.38
8. AMOUNT DUE THIS APPLICATION	$ $240,403.91
9. BALANCE TO FINISH, PLUS RETAINAGE (Column G total on Progress Estimates + Line 5.c above)	$

Contractor's Certification

The undersigned Contractor certifies, to the best of its knowledge, the following:
(1) All previous progress payments received from Owner on account of Work done under the Contract have been applied on account to discharge Contractor's legitimate obligations incurred in connection with the Work covered by prior Applications for Payment;
(2) Title to all Work, materials and equipment incorporated in said Work, or otherwise listed in or covered by this Application for Payment, will pass to Owner at time of payment free and clear of all Liens, security interests, and encumbrances (except such as are covered by a bond acceptable to Owner indemnifying Owner against any such Liens, security interest, or encumbrances); and
(3) All the Work covered by this Application for Payment is in accordance with the Contract Documents and is not defective.

CONTRACTOR SIGNATURE
By: [signature] Date: 6/10/2025

Payment of: $ $240,403.91
(Line 8 or other - attach explanation of the other amount)

is recommended by: [signature] (Engineer) 6/11/2025 (Date)

Payment of: $ 240,403.91
(Line 8 or other - attach explanation of the other amount)

is approved by: Lucy Peterson (Owner) 6/17/2025 (Date)

Approved by: _____ Funding or Financing Entity (if applicable) _____ (Date)

Progress Estimate - Lump Sum Work

Contractor's Application

For (Contract)

Application Number 13

Application Period 9/6/2024-2/1/2025

Application Date 2/5/2025

A		B	C	D	E	F		G
			Work Completed					
	Description	Scheduled Value ($)	From Previous Application (C+D)	This Period	Materials Presently Stored (not in C or D)	Total Completed and Stored to Date (C + D + E)	% (F / B)	Balance to Finish (B - F)
1	Well # 3 Water Treatment Facility							
	Bond, General Conditions	$83,500.00	$83,500.00			$83,500.00	100.0%	
	Preconstruction Administration	$50,000.00	$50,000.00			$50,000.00	100.0%	
	Project Management	$75,000.00	$73,000.00	$2,000.00		$75,000.00	100.0%	
	General Site Requirements- dumpster, bathrooms	$28,000.00	$28,000.00			$28,000.00	100.0%	
	Testing and Asbestos Inspection	$15,000.00	$15,000.00			$15,000.00	100.0%	
	Backwash Tanks- Materials	$57,000.00	$57,000.00			$57,000.00	100.0%	
	Backwash Tanks- Installation	$85,000.00	$85,000.00			$85,000.00	100.0%	
	Backwash Tank Pump and Labor	$14,000.00	$14,000.00			$14,000.00	100.0%	
	Treatment Filter- Materials Only	$685,000.00	$685,000.00			$685,000.00	100.0%	
	Treatment Filter- Labor	$48,000.00	$48,000.00			$48,000.00	100.0%	
	Softener- Materials Only	$798,000.00	$798,000.00			$798,000.00	100.0%	
	Softener- Labor	$54,000.00	$54,000.00			$54,000.00	100.0%	
	Rigging for Tank Installation into Building	$47,000.00	$47,000.00			$47,000.00	100.0%	
	Piping- Materials Only	$195,000.00	$195,000.00			$195,000.00	100.0%	
	Valves	$28,000.00	$28,000.00			$28,000.00	100.0%	
	Misc Mechanical Materials	$34,000.00	$34,000.00			$34,000.00	100.0%	
	Misc Mechanical Labor	$28,000.00	$25,000.00	$3,000.00		$28,000.00	100.0%	
	Well Pump- Materials Only	$65,000.00	$65,000.00			$65,000.00	100.0%	
	Chemical Feed- Materials Only	$34,680.00	$34,680.00			$34,680.00	100.0%	
	Fluoridation System- Materials Only	$13,320.00	$13,320.00			$13,320.00	100.0%	
	Chemical Feed- Installation	$9,500.00	$9,500.00			$9,500.00	100.0%	
	Underground Utilities- Labor/Equipment	$106,000.00	$106,000.00			$106,000.00	100.0%	
	Building Excavation and Backfill	$55,000.00	$55,000.00			$55,000.00	100.0%	
	Site Prep and Grading	$46,000.00	$38,000.00	$8,000.00		$46,000.00	100.0%	
	Restoration and Plantings	$30,000.00	$15,000.00	$15,000.00		$30,000.00	100.0%	
	Asphalt	$32,000.00	$32,000.00			$32,000.00	100.0%	
	HVAC	$84,000.00	$84,000.00			$84,000.00	100.0%	
	Interior Plumbing	$97,000.00	$94,600.00	$2,400.00		$97,000.00	100.0%	
	Building Construction							
	General Conditions	$46,000.00	$44,000.00	$2,000.00		$46,000.00	100.0%	
	Concrete	$215,000.00	$215,000.00			$215,000.00	100.0%	
	Masonry	$175,000.00	$175,000.00			$175,000.00	100.0%	
	Caulking	$7,000.00		$7,000.00		$7,000.00	100.0%	
	Carpentry	$185,000.00	$175,000.00	$10,000.00		$185,000.00	100.0%	
	Air/Vapor Barrier	$19,000.00	$19,000.00			$19,000.00	100.0%	
	Blown-In Insulation	$12,000.00	$12,000.00			$12,000.00	100.0%	
	Roofing	$31,000.00	$25,500.00	$5,500.00		$31,000.00	100.0%	

Progress Estimate - Lump Sum Work

Contractor's Application

For (Contract)

Application Number 13

Application Period 9/6/2024 - 2/1/2025

Application Date 2/5/2025

A		B	C	D	E	F	G
			Work Completed				
	Description	Scheduled Value ($)	From Previous Application (C+D)	This Period	Materials Presently Stored (not in C or D)	Total Completed and Stored to Date (C + D + E)	% (F/B)	Balance to Finish (B - F)
	Doors and Frames	$66,000.00	$66,000.00			$66,000.00	100.0%	
	Glazing	$16,000.00	$16,000.00			$16,000.00	100.0%	
	Gypsum Ceilings	$21,000.00	$21,000.00			$21,000.00	100.0%	
	Painting	$112,000.00	$100,000.00	$12,000.00		$112,000.00	100.0%	
	Electrical							
	Demo and temp	$16,000.00	$16,000.00			$16,000.00	100.0%	
	Service	$29,000.00	$29,000.00			$29,000.00	100.0%	
	MCC/Panels	$171,000.00	$171,000.00			$171,000.00	100.0%	
	Generator/ATS	$83,000.00	$66,400.00	$16,600.00		$83,000.00	100.0%	
	Lights/Devices	$39,000.00	$38,700.00	$300.00		$39,000.00	100.0%	
	Integrator	$262,000.00	$254,700.00	$7,300.00		$262,000.00	100.0%	
	Branch Conduit	$154,000.00	$154,000.00			$154,000.00	100.0%	
	Wire/Terminations	$44,000.00	$44,000.00			$44,000.00	100.0%	
	Site	$74,000.00	$74,000.00			$74,000.00	100.0%	
	Project Management	$13,000.00	$11,900.00	$1,100.00		$13,000.00	100.0%	
2	SCADA System Improvements at Main LS and Kenneth LS							
	Antenna	$5,000.00		$5,000.00		$5,000.00	100.0%	
	Integrator/Instrument	$32,000.00		$32,000.00		$32,000.00	100.0%	
3	Electrical Improvements at Kenneth Lift Station							
	Demo/Temp	$8,500.00		$8,500.00		$8,500.00	100.0%	
	Conduit/Pull Box	$15,500.00		$15,500.00		$15,500.00	100.0%	
	RTV-LS2	$7,500.00		$7,500.00		$7,500.00	100.0%	
	Integrator/Instrument	$38,500.00		$38,500.00		$38,500.00	100.0%	
4	SCADA Improvements at Cambridge-Oakdale WTP							
	Antenna	$5,000.00		$5,000.00		$5,000.00	100.0%	
	Integrator/Instrument	$7,000.00		$7,000.00		$7,000.00	100.0%	
5	SCADA Improvements at Town of Oakland SD LS #5 and #8							
	Conduit/Raceway	$5,000.00		$5,000.00		$5,000.00	100.0%	
	Integrator/Instrument	$14,000.00		$14,000.00		$14,000.00	100.0%	
6	Electrical Allowance	$15,000.00	$15,000.00			$15,000.00	100.0%	
7	Natural Gas Allowance	$2,000.00	$2,000.00			$2,000.00	100.0%	
	Change Order 1	($15,000.00)	($15,000.00)			($15,000.00)	100.0%	
	Change Order 2	$1,513.18	$1,513.18			$1,513.18	100.0%	
	Change order 3	($7,183.00)	($7,183.00)			($7,183.00)	100.0%	
	Change Order 4	$233.61	$233.61			$233.61	100.0%	
	Change Order 5	$875.50	$875.50			$875.50	100.0%	
	Change Order 6 (change items 6 and 7 above)	($14,359.00)	($14,359.00)			($14,359.00)	100.0%	

Progress Estimate - Lump Sum Work

Contractor's Application

For (Contract):	Application Number 13
Application Period 9/6/2024-2/1/2025	Application Date 2/5/2025

A		B	Work Completed C	Work Completed D	E	F		G
	Description	Scheduled Value ($)	From Previous Application (C+D)	This Period	Materials Presently Stored (not in C or D)	Total Completed and Stored to Date (C + D + E)	% (F / B)	Balance to Finish (B - F)
	Totals	**$4,808,078.29**	**$4,577,878.29**	**$230,200.00**		**$4,808,078.29**		

Stored Material Summary

Contractor's Application

For (Contract)

Application Period 9/6/2024-2/1/2025

Application Number 13

Application Date 2/5/2025

A		B	C		D		E		F		G
					Stored Previously				Incorporated in Work		
Bid Item No	Supplier Invoice No	Submittal No (with Specification Section No.)	Storage Location	Description of Materials or Equipment Stored	Date Placed into Storage (Month/Year)	Amount ($)	Amount Stored this Month ($)	Subtotal Amount Completed and Stored to Date (D + E)	Date (Month/Year)	Amount ($)	Materials Remaining in Storage ($) (D + E - F)
				Totals							

NOTICE OF ACCEPTABILITY OF WORK

PROJECT: Well #3 Water Treatment Facilities

OWNER: Village of Cambridge

CONTRACTOR: Mid City Corporation

OWNER'S CONSTRUCTION CONTRACT IDENTIFICATION: Well #3 Water Treatment Facilities, Village of Cambridge, Jefferson County, WI

EFFECTIVE DATE OF THE CONSTRUCTION CONTRACT: January 18, 2023

ENGINEER: MSA Professional Services, Inc.

NOTICE DATE:

To: Village of Cambridge
Owner

And To: Mid City Corporation
Contractor

From: MSA Professional Services, Inc.
Engineer

The Engineer hereby gives notice to the above Owner and Contractor that the completed Work furnished and performed by Contractor under the above Contract is acceptable, expressly subject to the provisions of the related Contract Documents, the Agreement between Owner and Engineer for Professional Services dated January 18, 2023, and the terms and conditions set forth in this Notice.

By: Chase Przybylski, PE

Title: Project Engineer - Water

Dated: 6/09/2025

WISCONSIN
CHASE J PRZYBYLSKI
100448-6
BARABOO WI
PROFESSIONAL ENGINEER
6-9-2025

CONDITIONS OF NOTICE OF ACCEPTABILITY OF WORK

The Notice of Acceptability of Work ("Notice") is expressly made subject to the following terms and conditions to which all those who receive said Notice and rely thereon agree:

1. This Notice is given with the skill and care ordinarily used by members of the engineering profession practicing under similar conditions at the same time and in the same locality.

2. This Notice reflects and is an expression of the professional judgment of Engineer.

3. This Notice is given as to the best of Engineer's knowledge, information, and belief as of the Notice Date.

4. This Notice is based entirely on and expressly limited by the scope of services Engineer has been employed by Owner to perform or furnish during construction of the Project (including observation of the Contractor's work) under Engineer's Agreement with Owner and under the Construction Contract referred to in this Notice, and applies only to facts that are within Engineer's knowledge or could reasonably have been ascertained by Engineer as a result of carrying out the responsibilities specifically assigned to Engineer under such Agreement and Construction Contract.

5. This Notice is not a guarantee or warranty of Contractor's performance under the Construction Contract referred to in this Notice, nor an assumption of responsibility for any failure of Contractor to furnish and perform the Work thereunder in accordance with the Contract Documents.

Utility Clerk

From: Zach Pulliam <mrpachzulliam@gmail.com>
Sent: Monday, June 9, 2025 2:32 PM
To: Utility Clerk
Subject: Re: Water Bill

Dear Vicki,

Thank you for your prompt response and for clearly outlining the procedure regarding billing discrepancies and appeals.

I am writing to formally request a sewer usage credit adjustment for the billing cycle dated May 1 through June 2, 2025. While I am unable to attend the June 17th Water & Sewer Board meeting in person, I am authorizing this email to be presented to the Board as my formal written statement for consideration.

Over the past five years of residency in Cambridge, our household has maintained consistent monthly water usage averaging approximately 3,000 gallons or less. The current billing statement indicating 7,000 gallons of water usage is an extreme deviation from our historical pattern. After inspecting our property and plumbing, there is no indication of leaks, running toilets, or other abnormalities. The only identifiable factor is that our outdoor hose was inadvertently left on for a period of time.

Per PSC (Public Service Commission) regulations, I understand that water charges cannot be refunded. However, since the water usage in question was clearly external and did not enter the sanitary sewer system, I respectfully request a sewer credit for the excess gallons above our typical 3,000-gallon usage. This aligns with precedent: previous Cambridge residents have received similar sewer adjustments in cases involving outdoor hoses, lawn irrigation, or pool filling.

Under Wisconsin Administrative Code PSC 185.35(6), municipalities must ensure that sewer billing is based on the actual volume discharged to the sewer system. Applying a sewer charge to water that was used outdoors and not returned to the sanitary system is not only inequitable, but inconsistent with this standard.

I am requesting that the Water & Sewer Board exercise its discretion to grant a sewer credit consistent with past practices and in recognition of this one-time, outdoor-only usage event. This request is based on fairness, precedent, and PSC guidance regarding wastewater billing.

Please confirm that this email has been added to the agenda materials for the June 17th meeting. If there are any forms required, please let me know.

Thank you for your time, transparency, and willingness to share this on my behalf. I trust the Board will give this matter full and fair consideration.

Sincerely,

Zach Pulliam

Meter Information - Full Report
All Accounts/All Meters - By Meter Nbr

From: Account Nbr: 010-0569-00 Route/Seq Nbr: Pressure Zone Cd:
Thru: 010-0569-00

Account Nbr: 010-0569-00 Customer Name: PULLIAM, ZACH & CHRISTINA
Service Address: 706 TOWNSEND
PSC Classification: Residential

Meter Nbr: 68821805 Rate Type: 5/8" OR 3/4" Install Date: 2/15/2008
Route/Seq Nbr: 00-1569 Location: Pressure Zone Cd: 00
ROM Serial Nbr: ROM Install Date:
Register ID: 62554767 MXU/MIU ID: 17198175
Utilities: SEWER WATER
Memos: 1st:
2nd:
3rd:

Read Date	Reading	Consumption	Comment
6/02/2025	555000	7000	Remote Reading
5/01/2025	548000	2000	Remote Reading
4/02/2025	546000	2000	Remote Reading
3/03/2025	544000	2000	Remote Reading
2/03/2025	542000	3000	Remote Reading
1/02/2025	539000	2000	Remote Reading
12/03/2024	537000	2000	Remote Reading
10/31/2024	535000	3000	Remote Reading
10/01/2024	532000	2000	Remote Reading
9/03/2024	530000	3000	Remote Reading
8/01/2024	527000	3000	Remote Reading
7/01/2024	524000	3000	Remote Reading
5/30/2024	521000	2000	Remote Reading
5/01/2024	519000	2000	Remote Reading
4/01/2024	517000	3000	Remote Reading
2/29/2024	514000	3000	Remote Reading
2/01/2024	511000	3000	Remote Reading
1/02/2024	508000	3000	Remote Reading
11/30/2023	505000	3000	Remote Reading
11/01/2023	502000	3000	Remote Reading
10/02/2023	499000	4000	Remote Reading
8/30/2023	495000	3000	Remote Reading
8/01/2023	492000	3000	Remote Reading
7/03/2023	489000	6000	Remote Reading
6/01/2023	483000	4000	Remote Reading
5/01/2023	479000	3000	Remote Reading
4/03/2023	476000	3000	Remote Reading
3/02/2023	473000	3000	Remote Reading

Public Service Commission of Wisconsin

Cambridge Municipal Water Utility

Public Fire Protection Service

Public fire protection service includes the use of hydrants for fire protection service only and such quantities of water as may be demanded for the purpose of extinguishing fires within the service area. This service shall also include water used for testing equipment and training personnel. For all other purposes, the metered or other rates set forth, or as may be filed with the Public Service Commission, shall apply.

The annual charge for public fire protection service to the Village of Cambridge shall be $264,933. The utility may bill for this amount in equal installments.

Billing: Same as Schedule Mg-1.

Public Service Commission of Wisconsin

Cambridge Municipal Water Utility

Private Fire Protection Service - Unmetered

This service shall consist of permanent or continuous unmetered connections to the main for the purpose of supplying water to private fire protection systems such as automatic sprinkler systems, standpipes, and private hydrants. This service shall also include reasonable quantities of water used for testing check valves and other backflow prevention devices.

Monthly Private Fire Protection Service Demand Charges:

2 - inch or smaller connection:	$	11.00
3 - inch connection:	$	21.00
4 - inch connection:	$	34.00
6 - inch connection:	$	69.00
8 - inch connection:	$	110.00
10 - inch connection:	$	165.00
12 - inch connection:	$	240.00
14 - inch connection:	$	315.00
16 - inch connection:	$	390.00

Billing: Same as Schedule Mg-1.

RATE FILE

Sheet No. 1 of 1
Schedule No. Mg-1
Amendment No. 27

Public Service Commission of Wisconsin

Cambridge Municipal Water Utility

General Service - Metered

Monthly Service Charges:

⅝ - inch meter:	$	22.00	3 - inch meter:	$	105.00
¾ - inch meter:	$	22.00	4 - inch meter:	$	149.00
1 - inch meter:	$	30.00	6 - inch meter:	$	234.00
1¼ - inch meter:	$	38.00	8 - inch meter:	$	358.00
1½ - inch meter:	$	47.00	10 - inch meter:	$	522.00
2 - inch meter:	$	67.00	12 - inch meter:	$	686.00

Plus Volume Charges:

First	8,333	gallons used each month:	$13.75 per 1,000 gallons
Next	25,000	gallons used each month:	$13.68 per 1,000 gallons
Over	33,333	gallons used each month:	$13.61 per 1,000 gallons

Billing: Bills for water service are rendered monthly and become due and payable upon issuance following the period for which service is rendered. A late payment charge of 1 percent per month will be added to bills not paid within 20 days of issuance. This late payment charge will be applied to the total unpaid balance for utility service, including unpaid late payment charges. The late payment charge is applicable to all customers. The utility customer may be given a written notice that the bill is overdue no sooner than 20 days after the bill is issued. Unless payment or satisfactory arrangement for payment is made within the next 10 days, service may be disconnected pursuant to Wis. Adm. Code ch. PSC 185.

Combined Metering: For a residential customer with more than one meter on a single service lateral, volumetric reading from all meters shall be combined for billing. For a nonresidential customer, volumetric readings may be combined for billing if the utility for its own convenience places more than one meter on a single water service lateral. Multiple meters placed for the purpose of identifying water not discharged into the sanitary sewer are not considered for utility convenience and may not be combined for billing. This requirement does not preclude the utility from combining readings where metering configurations support such an approach. Volumetric readings from individually metered separate service laterals may not be combined for billing purposes.

Public Service Commission of Wisconsin

Cambridge Municipal Water Utility

General Service - Suburban

General service water customers residing outside the corporate limits of the Village of Cambridge shall be billed at the rates for general metered service provided in Schedule Mg-1, plus a 25 percent surcharge.

Billing: Same as Schedule Mg-1.

Public Service Commission of Wisconsin

Cambridge Municipal Water Utility

Additional Meter Rental Charge

Upon request, the utility shall furnish and install additional meters to:

A. Water service customers for the purpose of measuring the volume of water used that is not discharged into the sanitary sewer system; and

B. Sewerage service customers who are not customers of the water utility for the purpose of determining the volume of sewage that is discharged into the sanitary sewer system.

The utility shall charge a meter installation charge of $40.00 and a monthly rental fee for the use of this additional meter.

Monthly Additional Meter Rental Charges:

⅝ - inch meter:	$	11.00
¾ - inch meter:	$	11.00
1 - inch meter:	$	15.00
1¼ - inch meter:	$	19.00
1½ - inch meter:	$	23.50
2 - inch meter:	$	33.50

This schedule applies only if the additional meter is installed on the same service lateral as the primary meter and either:

A. The additional meter is ¾-inch or smaller if the metering configuration is the Addition Method; or

B. The additional meter is 2-inch or smaller for all other metering configurations.

If the additional meter is larger than 2-inch or larger than ¾-inch and installed in the Addition Method, each meter shall be treated as a separate account and Schedule Mg-1 rates shall apply.

Billing: Same as Schedule Mg-1.

Public Service Commission of Wisconsin

Cambridge Municipal Water Utility

Other Charges

Payment Not Honored by Financial Institution Charge: The utility shall assess a $25.00 charge when a payment rendered for utility service is not honored by the customer's financial institution. This charge may not be in addition to, but may be inclusive of, other such charges when the payment was for multiple services.

Billing: Same as Schedule Mg-1.

Public Service Commission of Wisconsin

Cambridge Municipal Water Utility

Public Service

Metered Service
Water used by the Village of Cambridge on an intermittent basis for flushing sewers, street washing, flooding skating rinks, drinking fountains, etc., shall be metered and billed according to the rates set forth in Schedule Mg-1.

Unmetered Service
Where it is impossible to meter the service, the utility shall estimate the volume of water used based on the pressure, size of opening, and the period of time the water is used. The estimated quantity shall be billed at the volumetric rates set forth in Schedule Mg-1, excluding any service charges.

Billing: Same as Schedule Mg-1.

Public Service Commission of Wisconsin

Cambridge Municipal Water Utility

General Water Service - Unmetered

Service may be supplied temporarily on an unmetered basis where the utility cannot immediately install a water meter, including water used for construction. Unmetered service shall be billed the amount that would be charged to a metered residential customer using 3,000 gallons of water monthly under Schedule Mg-1, including the service charge for a ⅝-inch meter. If the utility determines that actual usage exceeds 3,000 gallons of water monthly, an additional charge for the estimated excess usage shall be made according to the rates under Schedule Mg-1.

This schedule applies only to customers with a 1-inch or smaller service connection. For customers with a larger service connection, the utility shall install a temporary meter and charges shall be based on the rates set forth under Schedule Mg-1.

Billing: Same as Schedule Mg-1.

Seasonal Service

Seasonal customers are general service customers who voluntarily request disconnection of water service and who resume service at the same location within 12 months of the disconnection, unless service has been provided to another customer at that location in the intervening period. The utility shall bill seasonal customers the applicable service charges under Schedule Mg-1 year-round, including the period of temporary disconnection.

Seasonal service shall include customers taking service under Schedule Mg-1, Schedule Ug-1, or Schedule Am-1.

Upon reconnection, the utility shall apply a charge under Schedule R-1 and require payment of any unpaid charges under this schedule.

Billing: Same as Schedule Mg-1, unless the utility and customer agree to an alternative payment schedule for the period of voluntary disconnection.

Bulk Water

All bulk water supplied from the water system through hydrants or other connections shall be metered or estimated by the utility. Utility personnel or a party approved by the utility shall supervise the delivery of water.

Bulk water sales are:

A. Water supplied by tank trucks or from hydrants for the purpose of extinguishing fires outside the utility's service area;

B. Water supplied by tank trucks or from hydrants for purposes other than extinguishing fires, such as water used for irrigation or filling swimming pools; or,

C. Water supplied from hydrants or other temporary connections for general service type applications, except that Schedule Ug-1 applies for water supplied for construction purposes.

A service charge of $40.00 and a charge for the volume of water used shall be billed to the party using the water. The volumetric charge shall be calculated using the highest volumetric rate for residential customers under Schedule Mg-1. In addition, for meters that are assigned to bulk water customers for more than 7 days, the applicable service charge in Schedule Mg-1 will apply after the first 7 days.

The water utility may require a reasonable deposit for the temporary use of its equipment under this and other rate schedules. The deposit(s) collected shall be refunded upon return of the utility's equipment. Damaged or lost equipment shall be repaired or replaced at the customer's expense.

Billing: Same as Schedule Mg-1.

Public Service Commission of Wisconsin

Cambridge Municipal Water Utility

Reconnection Charges

The utility shall assess a charge to reconnect a customer, which includes reinstalling a meter and turning on the valve at the curb stop, if necessary. A utility may not assess a charge for disconnecting a customer.

During normal business hours:	$40.00
After normal business hours:	$50.00

Billing: Same as Schedule Mg-1.

Public Service Commission of Wisconsin

Cambridge Municipal Water Utility

Water Lateral Installation Charge

The utility shall charge a customer for the actual cost of installing a water service lateral from the main through curb stop and box if these costs are not contributed as part of a subdivision development or otherwise recovered under Wis. Stats. Chapter 66.

Billing: Same as Schedule Mg-1.

Water Utility Operating Rules

Compliance with Rules

All persons now receiving water service from this water utility, or who may request service in the future, shall be considered as having agreed to be bound by the rules and regulations as filed with the Public Service Commission of Wisconsin.

Establishment of Service

Application for water service may be made in writing on a form furnished by the water utility. The application will contain the legal description of the property to be served, the name of the owner, the exact use to be made of the service, and the size of the service lateral and meter desired. Note particularly any special refrigeration, fire protection, or water-consuming air-conditioning equipment.

Service will be furnished only if (1) the premises have a frontage on a properly platted street or public strip in which a cast iron or other long-life water main has been laid, or where the property owner has agreed to and complied with the provisions of the water utility's filed main extension rule, (2) the property owner has installed or agrees to install a service lateral from the curb stop to the point of use that is not less than 6 feet below the surface of an established or proposed grade and meets the water utility's specifications, and (3) the premises have adequate piping beyond the metering point.

The owner of a multi-unit dwelling has the option of being served by individual metered water service to each unit. The owner, by selecting this option, is required to provide interior plumbing and meter settings to enable individual metered service to each unit and individual disconnection without affecting service to other units. Each meter and meter connection will be treated as a separate water utility account for the purpose of the filed rules and regulations.

No division of the water service lateral to any lot or parcel of land shall be made for the extension and independent metering of the supply to an adjoining lot or parcel of land. Except for duplexes, no division of a water service lateral shall be made at the curb for separate supplies for two or more separate premises having frontage on any street or public service strip, whether owned by the same or different parties. Duplexes may be served by one lateral provided (1) individual metered service and disconnection is provided and (2) it is permitted by local ordinance.

Buildings used in the same business, located on the same parcel, and served by a single lateral may have the customer's water supply piping installed to a central point so that volume can be metered in one place.

The water utility may withhold approval of any application where full information of the purpose of such supply is not clearly indicated and set forth by the applicant property owner.

Water Utility Operating Rules

Reconnection of Service

Where the water utility has disconnected service at the customer's request, a reconnection charge shall be made when the customer requests reconnection of service. See Schedule R-1 for the applicable rate.

A reconnection charge shall also be required from customers whose services are disconnected (shut off at curb stop box) because of nonpayment of bills when due. See Schedule R-1 for the applicable rate.

If reconnection is requested for the same location by any member of the same household, or, if a place of business, by any partner of the same business, it shall be considered as the same customer.

Temporary Metered Service, Meter, and Deposits

An applicant for temporary water service on a metered basis shall make and maintain a monetary deposit for each meter installed as security for payment for use of water and for such other charges which may arise from the use of the supply. A charge shall be made for setting the valve and furnishing and setting the meter. See Schedule BW-1 for the applicable rate.

Water for Construction

When water is requested for construction purposes or for filling tanks or other such uses, an application shall be made to the water utility, in writing, giving a statement of the amount of construction work to be done or the size of the tank to be filled, etc. Payment for the water for construction may be required in advance at the scheduled rates. The service lateral must be installed into the building before water can be used. No connection with the service lateral at the curb shall be made without special permission from the water utility. In no case will any employee of the water utility turn on water for construction work unless the contractor has obtained permission from the water utility.

Customers shall not allow contractors, masons, or other persons to take unmetered water from their premises without permission from the water utility. Any customer failing to comply with this provision may have water service discontinued and will be responsible for the cost of the estimated volume of water used.

Water Utility Operating Rules

Use of Hydrants

In cases where no other supply is available, permission may be granted by the water utility to use a hydrant. No hydrant shall be used until the proper meter and valve are installed. In no case shall any valve be installed or moved except by an employee of the water utility.

Before a valve is set, payment must be made for its setting and for the water to be used at the scheduled rates. Where applicable, see Schedule BW-1 for deposits and charges. Upon completing the use of the hydrant, the customer must notify the water utility to that effect.

Operation of Valves and Hydrants and Unauthorized Use of Water - Penalty

Any person who shall, without authority of the water utility, allow contractors, masons, or other unauthorized persons to take water from their premises, operate any valve connected with the street or supply mains, or open any fire hydrant connected with the distribution system, except for the purpose of extinguishing fire, or who shall wantonly damage or impair the same, shall be subject to a fine as provided by municipal ordinance. Utility permission for the use of hydrants applies only to such hydrants that are designated for the specific use.

Refunds of Monetary Deposits

All money deposited as security for payment of charges arising from the use of temporary water service on a metered basis, or for the return of a hydrant valve and fixtures if the water is used on an unmetered basis, will be refunded to the depositor on the termination of the use of water, the payment of all charges levied against the depositor, and the return of the water utility's equipment.

Service Laterals

No water service lateral shall be laid through any trench having cinders, rubbish, rock or gravel fill, or any other material which may cause injury to or disintegration of the service lateral, unless adequate means of protection are provided by sand filling or such other insulation as may be approved by the water utility. Service laterals passing through curb or retaining walls shall be adequately safeguarded by provision of a channel space or pipe casing not less than twice the diameter of the service connection. The space between the service lateral and the channel or pipe casing shall be filled and lightly caulked with an oakum, mastic cement, or other resilient material and made impervious to moisture.

In backfilling the pipe trench, the service lateral must be protected against injury by carefully hand tamping the ground filling around the pipe. There should be at least 6 inches of ground filling over the pipe, and it should be free from hard lumps, rocks, stones, or other injurious material.

Water Utility Operating Rules

Service Laterals (continued)

All water service laterals shall be of undiminished size from the street main into the point of meter placement. Beyond the meter outlet valve, the piping shall be sized and proportioned to provide, on all floors, at all times, an equitable distribution of the water supply for the greatest probable number of fixtures or appliances operating simultaneously.

Replacement and Repair of Service Laterals

The service lateral from the main to and through the curb stop will be maintained and kept in repair and, when worn out, replaced at the expense of the water utility. The property owner shall maintain the service lateral from the curb stop to the point of use.

If an owner fails to repair a leaking or broken service lateral from the curb to the point of metering or use within such time as may appear reasonable to the water utility after notification has been served on the owner by the water utility, the water will be shut off and will not be turned on again until the repairs have been completed.

Abandonment of Service

If a property owner changes the use of a property currently receiving water service such that water service will no longer be needed in the future, the water utility may require the abandonment of the water service at the water main. In such case, the property owner may be responsible for all removal and/or repair costs, including the water main and the utility portion of the water service lateral.

Charges for Water Wasted Due to Leaks

See Wis. Admin. Code § PSC 185.35 or Schedule X-4, if applicable.

Thawing Frozen Service Laterals

See Wis. Admin. Code § PSC 185.88 or Schedule X-4, if applicable.

Curb Stop Boxes

The curb stop box is the property of the water utility. The water utility is responsible for its repair and maintenance. This includes maintaining, through adjustment, the curb stop box at an appropriate grade level where no direct action by the property owner or occupant has contributed to an elevation problem. The property owner is responsible for protecting the curb stop box from situations that could obstruct access to it or unduly expose it to harm. The water utility shall not be liable for failure to locate the curb stop box and shut off the water in case of a leak on the owner's premises.

Water Utility Operating Rules

Installation of Meters

Meters will be owned, furnished, and installed by the water utility or a utility-approved contractor and are not to be disconnected or tampered with by the customer. All meters shall be so located that they shall be protected from obstructions and permit ready access for reading, inspection, and servicing, such location to be designated or approved by the water utility. All piping within the building must be supplied by the owner. Where additional meters are desired by the owner, the owner shall pay for all piping. Where applicable, see Schedule Am-1 for rates.

Repairs to Meters

Meters will be repaired by the water utility, and the cost of such repairs caused by ordinary wear and tear will be borne by the water utility.

Repair of any damage to a meter resulting from the carelessness of the owner of the premises, owner's agent, or tenant, or from the negligence of any one of them to properly secure and protect same, including any damage that may result from allowing a water meter to become frozen or to be damaged from the presence of hot water or steam in the meter, shall be paid for by the customer or the owner of the premises.

Service Piping for Meter Settings

Where the original service piping is installed for a new metered customer, where existing service piping is changed for the customer's convenience, or where a new meter is installed for an existing unmetered customer, the owner of the premises at his/her expense shall provide a suitable location and the proper connections for the meter. The meter setting and associated plumbing shall comply with the water utility's standards. The water utility should be consulted as to the type and size of the meter setting.

Turning on Water

The water may only be turned on for a customer by an authorized employee of the water utility. Plumbers may turn the water on to test their work, but upon completion must leave the water turned off.

Sprinkling Restrictions and Emergency Water Conditions

Where the municipality has a policy regarding sprinkling restrictions and/or emergency water conditions, failure to comply with such may result in disconnection of service.

See Wis. Admin. Code § PSC 185.37.

Water Utility Operating Rules

Failure to Read Meters

Where the water utility is unable to read a meter, the fact will be plainly indicated on the bill, and either an estimated bill will be computed or the minimum charge applied. The difference shall be adjusted when the meter is again read, that is, the bill for the succeeding billing period will be computed with the gallons or cubic feet in each block of the rate schedule doubled, and credit will be given on that bill for the amount of the bill paid the preceding period. Only in unusual cases shall more than three consecutive estimated or minimum bills be rendered.

If the meter is damaged (see Surreptitious Use of Water) or fails to operate, the bill will be based on the average use during the past year, unless there is some reason why the use is not normal. If the average use cannot be properly determined, the bill will be estimated by some equitable method.

See Wis. Admin. Code § PSC 185.33.

Complaint Meter Tests

See Wis. Admin. Code § PSC 185.77.

Inspection of Premises

During reasonable hours, any officer or authorized employee of the water utility shall have the right of access to the premises supplied with service for the purpose of inspection or for the enforcement of the water utility's rules and regulations. Whenever appropriate, the water utility will make a systematic inspection of all unmetered water taps for the purpose of checking waste and unnecessary use of water.

See Wis. Stat. § 196.171.

Vacation of Premises

When premises are to be vacated, the water utility shall be notified, in writing, at once, so that it may remove the meter and shut off the water supply at the curb stop. The owner of the premises shall be liable for prosecution for any damage to the water utility's property. See "Abandonment of Service" in Schedule X-1 for further information.

Deposits for Residential Service

See Wis. Admin. Code § PSC 185.36.

Water Utility Operating Rules

Deposits for Nonresidential Service

See Wis. Admin. Code § PSC 185.361.

Deferred Payment Agreement

See Wis. Admin. Code § PSC 185.38 or Schedule X-4, if applicable.

Dispute Procedures

See Wis. Admin. Code § PSC 185.39.

Disconnection and Refusal of Service

See Wis. Admin. Code § PSC 185.37.

The following is an example of a disconnection notice that the utility may use to provide the required notice to customers.

DISCONNECTION NOTICE

Dear Customer:

The bill enclosed with this notice includes your current charge for water utility service and your previous unpaid balance.

You have 10 days to pay the water utility service arrears or your service is subject to disconnection.

If you fail to pay the service arrears or fail to contact us within the 10 days allowed to make reasonable deferred payment arrangement or other suitable arrangement, we will proceed with disconnection action.

To avoid the inconvenience of service interruption and an additional charge of (amount) for reconnection, we urge you to pay the full arrears IMMEDIATELY AT ONE OF OUR OFFICES.

If you have entered into a Deferred Payment Agreement with us and have failed to make the deferred payments you agreed to, your service will be subject to disconnection unless you pay the entire amount due within 10 days.

If you have a reason for delaying the payment, call us and explain the situation.

Disconnection and Refusal of Service (continued)

DISCONNECTION NOTICE (continued)

PLEASE CALL THIS TELEPHONE NUMBER, (telephone number), IMMEDIATELY IF:

1. You dispute the notice of delinquent account.
2. You have a question about your water utility service arrears.
3. You are unable to pay the full amount of the bill and are willing to enter into a deferred payment agreement with us.
4. There are any circumstances you think should be taken into consideration before service is discontinued.
5. Any resident is seriously ill.

Illness Provision: If there is an existing medical emergency in your home and you furnish the water utility with a statement signed by either a licensed Wisconsin physician or a public health official, we will delay disconnection of service up to 21 days. The statement must identify the medical emergency and specify the period of time during which disconnection will aggravate the existing emergency.

Deferred Payment Agreements: If you are a residential customer and you are unable to pay the full amount of the water utility service arrears on your bill, you may contact the water utility to discuss arrangements to pay the arrears over an extended period of time.

This time payment agreement will require:

1. Payment of a reasonable amount at the time the agreement is made.
2. Payment of the remainder of the outstanding balance in monthly installments over a reasonable length of time.
3. Payment of all future water utility service bills in full by the due date.

In any situation where you are unable to resolve billing disputes or disputes about the grounds for proposed disconnection through contacts with our water utility, you may make an appeal to the Public Service Commission of Wisconsin by calling (800) 225-7729.

(WATER UTILITY NAME)

Water Utility Operating Rules

Collection of Overdue Bills

An amount owed by the customer may be levied as a tax as provided in Wis. Stat. § 66.0809.

Surreptitious Use of Water

When the water utility has reasonable evidence that a person is obtaining water, in whole or in part, by means of devices or methods used to stop or interfere with the proper metering of the water utility service being delivered, the water utility reserves the right to estimate and present immediately a bill for unmetered service as a result of such interference, and such bill shall be payable subject to a 24-hour disconnection of service. If the water utility disconnects the service for any such reason, the water utility will reconnect the service upon the following conditions:

A. The customer will be required to deposit with the water utility an amount sufficient to guarantee the payment of the bills for water utility service.

B. The customer will be required to pay the water utility for any and all damages to water utility equipment resulting from such interference with the metering.

C. The customer must further agree to comply with reasonable requirements to protect the water utility against further losses.

See Wis. Stat. §§ 98.26 and 943.20.

Repairs to Mains

The water utility reserves the right to shut off the water supply in the mains temporarily to make repairs, alterations, or additions to the plant or system. When the circumstances will permit, the water utility will give notification, by newspaper publication or otherwise, of the discontinuance of the water supply. No credit will be allowed to customers for such temporary suspension of the water supply.

See Wis. Admin. Code § PSC 185.87.

Duty of Water Utility with Respect to Safety of the Public

It shall be the duty of the water utility to see that all open ditches for water mains, hydrants, and service laterals are properly guarded to prevent accident to any person or vehicle, and at night there shall be displayed proper signal lighting to ensure the safety of the public.

Water Utility Operating Rules

Handling Water Mains and Service Laterals in Excavation Trenches

Contractors must call Digger's Hotline and ensure a location is done to establish the existence and location of all water mains and service laterals as provided in Wis. Stat. § 182.0175. Where water mains or service laterals have been removed, cut, or damaged during trench excavation, the contractors must, at their own expense, cause them to be replaced or repaired at once. Contractors must not shut off the water service laterals to any customer for a period exceeding 6 hours.

Protective Devices

A. Protective Devices in General: The owner or occupant of every premise receiving water supply shall apply and maintain suitable means of protection of the premise supply and all appliances against damage arising in any manner from the use of the water supply, variation of water pressure, or any interruption of water supply. Particularly, such owner or occupant must protect water-cooled compressors for refrigeration systems by means of high and/or low pressure safety cutout devices. There shall likewise be provided means for the prevention of the transmission of water ram or noise of operation of any valve or appliance through the piping of their own or adjacent premises.

B. Relief Valves: On all "closed systems" (i.e., systems having a check valve, pressure regulator, reducing valve, water filter, or softener), an effective pressure relief valve shall be installed at or near the top of the hot water tank or at the hot water distribution pipe connection to the tank. No stop valve shall be placed between the hot water tank and the relief valve or on the drain pipe. See applicable plumbing codes.

C. Air Chambers: An air chamber or approved shock absorber shall be installed at the terminus of each riser, fixture branch, or hydraulic elevator main for the prevention of undue water hammer. The air chamber shall be sized in conformance with local plumbing codes. Where possible, the air chamber should be provided at its base with a valve for water drainage and replenishment of air.

Cross-Connections

Every person owning or occupying a premise receiving municipal water supply shall maintain such municipal water supply free from any connection, either of a direct or of an indirect nature, with a water supply from a foreign source or of any manner of connection with any fixture or appliance whereby water from a foreign supply or the waste from any fixture, appliance, or waste or soil pipe may flow or be siphoned or pumped into the piping of the municipal water system.

See Wis. Admin. Code § NR 811.06.

Public Service Commission of Wisconsin

Cambridge Municipal Water Utility

Water Main Extension Rule

Water mains will be extended for new customers on the following basis:

A. Where the cost of the extension is to immediately be collected through assessment by the municipality against the abutting property, the procedure set forth under Wis. Stat. § 66.0703 will apply, and no additional customer contribution to the utility will be required.

B. Where the municipality is unwilling or unable to make a special assessment, the extension will be made on a customer-financed basis as follows:

1. The applicant(s) will advance as a contribution in aid of construction the total amount equivalent to that which would have been assessed for all property under paragraph A.

2. Part of the contribution required in paragraph B.1. will be refundable. When additional customers are connected to the extended main within 10 years of the date of completion, contributions in aid of construction will be collected equal to the amount which would have been assessed under paragraph A. for the abutting property being served. This amount will be refunded to the original contributor(s). In no case will the contributions received from additional customers exceed the proportionate amount which would have been required under paragraph A., nor will it exceed the total assessable cost of the original extension.

C. When a customer connects to a transmission main or connecting loop installed at utility expense within 10 years of the date of completion, there will be a contribution required of an amount equivalent to that which would have been assessed under paragraph A.

Public Service Commission of Wisconsin

Cambridge Municipal Water Utility

Water Main Installations in Platted Subdivisions

Application for installation of water mains in regularly platted real estate development subdivisions shall be filed with the utility.

If the developer, or a contractor employed by the developer, is to install the water mains (with the approval of the utility), the developer shall be responsible for the total cost of construction.

If the utility or its contractor is to install the water mains, the developer shall be required to advance to the utility, prior to the beginning of the construction, the total estimated cost of the extension. If the final costs exceed estimated costs, an additional billing will be made for the balance of the cost due. This balance is to be paid within 30 days. If final costs are less than estimated, a refund of the overpayment will be made by the water utility.



BULK WATER DISPENSING

TURN KEY STATIONS AND SOFTWARE



Above: *Backflow preventers, actuated slow close control valves, stainless steel piping and Allen Bradley controls provide quality and easy maintenance for years to come.*
Below: *Custom large booster pump station for water dispensing*



UNMANNED REMOTE BULK WATER DISPENSING

As the need increases for better accountability and protection of water system assets, many water system managers are installing Flowpoint Environmental Systems water dispensing stations. These turnkey stations offer remote monitoring and control, all from our cloud-based Water+™ software application.

FEATURES

- Accept multiple types of tender including cash, coin, credit card, and bill on-account. Automated billing and statement delivery.
- Real-time capture of water dispensed for regulatory reports
- Insulated, heated station ready to handle all climates
- Online access for your customers to download statements, add money to their account and manage their own access numbers
- Remotely monitor water quality parameters such as chlorine, turbidity, and pressure with built-in SCADA telemetry
- Complete customization of the station inside and out with your choice of exterior panels or faux brick to match neighborhood aesthetics.
- Full design details, schematics, and live person support from our exceptional Flowpoint team.

Eliminate the administrative burden of water dispensing with a Flowpoint Environmental Systems WaterGeneral.™ Contact us for more information.

FLOWPOINT

OUR GUARANTEE
Five-Nines Uptime (99.999%)
5 Years Parts Warranty
Never Exceed Proposal Price

MORE INFO

877-655-5585
flowpointsystems.com
@flowpoint-environmental-systems



2" Single port dispensing station with LED light and cellular communications



Dual fill (2" upper fill and 3/4" garden hose thread) with custom built self draining fill pipe



Portable, solar powered hydrant fill station with cellular communications and propane heater

DON'T SEE WHAT YOU'RE LOOKING FOR? Don't worry! Every station we make is custom made to your specific needs. With over 25 years experience, it's likely we've created something similar to what you're looking for. Contact us and let's talk about your project!

HEAR WHAT OUR CUSTOMERS HAVE TO SAY ABOUT FLOWPOINT

"Thank you for continuously providing top notch customer service and support. The team at Flowpoint are truly dedicated and professional in all aspects. Our staff and customers are very happy with the Water+ software and it's ease of use. Keep up the great work Flowpoint!"

JUSTIN PULLEYBLANK, ENWIN UTILITIES, LTD.

COMPLETE ACCOUNTABILITY

- ☑ ***One*** **Design/Engineering Team**
- ☑ ***One*** **Supplier**
- ☑ ***One*** **Project Management Team**
- ☑ ***One*** **Purchase Order**
- ☑ ***One*** **Support/Service Team**
- ☑ ***One*** **Warranty/Service Agreement**

FLOWPOINT

OUR GUARANTEE
Five-Nines Uptime (99.999%)
5 Years Parts Warranty
Never Exceed Proposal Price

MORE INFO

877-655-5585
flowpointsystems.com
@flowpoint-environmental-systems

FLOWPOINT

You are in complete control of your bulk water stations

The Water+™ software is a cloud-based administrative application designed to remotely monitor, analyze and control your Flowpoint stations.

FEATURES

- ☑ **Pull usage reports at the push of a button**
- ☑ **Eliminate guessing and the honor system**
- ☑ **Manage stations from any web-enabled device**
- ☑ **Automatic invoice and statement generation**
- ☑ **Online hauler account setup and management**
- ☑ **SMS text alarms on critical station parameters**
- ☑ **Receive money directly into your bank account**
- ☑ **Integration capabilities into your finance software**

Runs on Windows and IOS Devices

Cloud and Client-Server Versions Available.

SECURE YOUR DATA

We use encrypted servers to safely process customer credit cards and provide access to your usage data

REDUCE ADMINISTRATION

Haulers can set up new accounts online, manage their accounts by adding more funds or printing reports

GENERATE REVENUE

With no more guessing or the honor system, you can now capture lost revenue and unaccounted water loss

CONTACT US FOR A DEMONSTRATION

877-655-5585

FLOWPOINT

OUR GUARANTEE

Five-Nines Uptime Software (99.999%)
5 Years Parts Warranty
Never Exceed Proposal Price

MORE INFO

877-655-5585
flowpointsystems.com
@flowpoint-environmental-systems

Water+™ Software Comparison

FLOWPOINT

FEATURES For full features list, contact Flowpoint	WATER+™ CLIENT - SERVER	WATER+™ CLOUD LITE	WATER+™ CLOUD FULL
Detailed customer and station administration	✓	✓	✓
Prepaid, Credit Card or On-Account Invoicing	✓	✓	✓
Control user access with custom permissions	✓	✓	✓
Comprehensive usage reports	✓	✓	✓
Centralized management of all your stations	✓	✓	✓
Supports up to 9,997 Access No. / PINs	✓	✓	✓
Set volume limits by station or by customer	✓	✓	✓
Customize pricing structures and discounts	✓	✓	✓
Restrict station access at customer level		✓	✓
No computer hardware or server to maintain Redundant automatic data backup 5-9's uptime guarantee		✓	✓
Dedicated administrative dashboard		✓	✓
Dedicated customer dashboard			✓
Approval automations for new accounts			✓
Use your own credit card merchant account			✓
Number of stations and hauler trucks supported	2 Stations / 100 Trucks	Up to 2 Stations Unlimited Trucks	Unlimited Stations & Trucks

FOR A FULL DETAILED FEATURES COMPARISON, CONTACT FLOWPOINT

Prices listed may change in response to changes in features or customizations. For detailed pricing proposal, contact us

INCLUDES OUR UNLIMITED PHONE AND WEB SUPPORT

DETAILED REPORTS AND DASHBOARDS HELP YOU AND YOUR CUSTOMERS MANAGE YOUR BULK WATER SALES

CALL 877-655-5585
TO SCHEDULE YOUR DEMO

NEED MORE SUPPORT?
GO PRO

Our CLOUD PRO subscription offers a plan where Flowpoint handles all customer hauler account management, calls, inquiries, phone based payment processing and all reporting and analytics. Outsource your water dispensing management to us and generate passive income for your utility.

CONTACT US FOR PRICING

FLOWPOINT

OUR GUARANTEE
Five-Nines Uptime Software (99.999%)
5 Years Parts Warranty
Never Exceed Proposal Price

MORE INFO

877-655-5585
flowpointsystems.com
@flowpoint-environmental-systems

FLOWPOINT

PRICE QUOTATION

Flowpoint Environmental Systems Inc.
191 University Blvd #467
Denver, CO 80206-4613
USA
Phone: (877) 655-5585 Fax: (888) 655-5588
Email: sales@flowpointsystems.com

Quotation Number:	0325-S-0387
Quotation Date:	2025-06-05
Expiration Date:	**2025-08-05**
Ship Via:	INCLUDED
FOB:	FOB FACTORY
Sales Person:	MICHELLE HARROD
Terms	NET 30 DAYS

To: CAMBRIDGE
, WI
Attn:DEREK SCHROEDL

Line	Part No	Description	Quantity	Rate	Extended
1	WG-3IN	POTABLE 3" WATER GENERAL INCLUDES: INSULATED ENCLOSURE, 3" REDUCED PRESSURE BACKFLOW PREVENTOR, 3" COMBINATION METER/VALVE, 3" 304SS PIPING, 1500 WATT ELECTRIC HEATER, INTERIOR AND EXTERIOR LED LIGHTING, AND CONVIENIENCE RECEPTACLE.	1.00	-	-
2	AT-TW-AL	ACCESS TERMINAL-THROUGH WALL 14" WIDE X 22" TALL X 16" DEEP NEMA 3R POWDERCOATED ALUMINUM INCLUDES ALLEN BRADLEY PLC AND FLOWPOINT STAINLESS STEEL KEYPAD THROUGH WALL MOUNT	1.00	-	-
3	ANNUAL CLOUD SERVICE-LITE	ANNUAL CLOUD SERVICE 1 YEAR PRE-PAID SUBSCRIPTION-LITE	1.00	-	-
4	REMOTE STARTUP	4 HOUR REMOTE STARTUP	1.00	-	-
5	FREIGHT-CAN	FREIGHT-CAN	1.00	-	-
	ALL PRICES ARE IN US DOLLARS			**Quotation Total:**	**$40,295.03**

This is a quotation on the goods named, and is subject to the following conditions:

- Taxes are not included.
- Installation is by others. Owner is responsible for all utility service connections including water service to and from station. Owner is responsible for offloading and / or storing the station until it is installed.
- All Shop Drawing Submittals and O&M Manuals are in Electronic Form (PDF) only. Hard copies, binding, and printing costs are by others
- Payment Terms: 50% on approval of shop drawings, 50% on goods ready to ship.
- Start Up services require: 1. Minimum 3 weeks notice to book 2. Completion of Start-up readiness checklist.

In lieu of a formal purchase order commitment, to accept this quotation as your purchase order please sign below.

Name _____ Position _____

Signature _____ Date _____

FLOWPOINT

PRICE QUOTATION

Flowpoint Environmental Systems Inc.
191 University Blvd #467
Denver, CO 80206-4613
USA
Phone: (877) 655-5585 Fax: (888) 655-5588
Email: sales@flowpointsystems.com

Quotation Number:	0325-S-0387
Quotation Date:	2025-06-05
Expiration Date:	**2025-08-05**
Ship Via:	INCLUDED
FOB:	FOB FACTORY
Sales Person:	MICHELLE HARROD
Terms	NET 30 DAYS

Flowpoint Five Year Manufacturer's Warranty (Included):

Flowpoint Environmental Systems (Manufacturer) warranty is as follows, and extends ONLY to the original purchaser of the equipment and is limited to the purchase price of each part. Manufacturer warrant products against defects in materials or workmanship as follows:

DURATION: The Manufacturer's warranty will apply for a period of 5 (five) years from the date of shipment.

PARTS: Manufacturer will supply, at no charge, new or rebuilt replacement parts in exchange for parts that the Manufacturer determines are defective subject to the limitations of this warranty. Manufacturer warrants any such replacement parts against defects in materials or workmanship for the remaining portion of the original warranty period.

This warranty "does not cover" installation of the system or damages incurred during shipping.
This warranty "does not cover" consumer instruction, physical set up or adjustment of any electronic equipment, communication / signal reception problems, loss of use of the equipment, or unused programming charges due to equipment malfunction.
This warranty "does not cover" cosmetic damage, damage due to lightning, electrical surges, fire, flood, or other acts of God, accident, misuse, abuse, vandalism, repair or alteration by other than factory service, negligence, or improper or neglected maintenance.
This warranty "does not cover" equipment sold AS IS, REFURBISHED, or WITH ALL FAULTS, auction sales, equipment removal or reinstallation, nor equipment purchased, serviced, or operated by other dealers.

FLOWPOINT

PRICE QUOTATION

Flowpoint Environmental Systems Inc.
191 University Blvd #467
Denver, CO 80206-4613
USA
Phone: (877) 655-5585 Fax: (888) 655-5588
Email: sales@flowpointsystems.com

Quotation Number:	0325-S-0386
Quotation Date:	2025-06-05
Expiration Date:	**2025-08-05**
Ship Via:	INCLUDED
FOB:	FOB FACTORY
Sales Person:	MICHELLE HARROD
Terms	NET 30 DAYS

To: CAMBRIDGE
, WI
Attn:DEREK SCHROEDL

Line	Part No	Description	Quantity	Rate	Extended
1	WATER CADET-POTABLE	POTABLE 2" WATER CADET INCLUDES: INSULATED ENCLOSURE, 2" REDUCED PRESSURE BACKFLOW PREVENTOR, 2" COMBINATION METER/VALVE, 2" 304SS PIPING,1500W HEATER, & OUTSIDE LIGHT.	1.00	-	-
2	AT-TW-AL	ACCESS TERMINAL-THROUGH WALL 14" WIDE X 22" TALL X 16" DEEP NEMA 3R POWDERCOATED ALUMINUM INCLUDES ALLEN BRADLEY PLC AND FLOWPOINT STAINLESS STEEL KEYPAD THROUGH WALL MOUNT	1.00	-	-
3	REMOTE STARTUP	4 HOUR REMOTE STARTUP	1.00	-	-
4	ANNUAL CLOUD SERVICE-LITE	ANNUAL CLOUD SERVICE 1 YEAR PRE-PAID SUBSCRIPTION-LITE	1.00	-	-
5	FREIGHT-CAN	FREIGHT-CAN	1.00	-	-
	ALL PRICES ARE IN US DOLLARS			**Quotation Total:**	**$30,263.12**

This is a quotation on the goods named, and is subject to the following conditions:

- Taxes are not included.
- Installation is by others. Owner is responsible for all utility service connections including water service to and from station. Owner is responsible for offloading and / or storing the station until it is installed.
- All Shop Drawing Submittals and O&M Manuals are in Electronic Form (PDF) only. Hard copies, binding, and printing costs are by others
- Payment Terms: 50% on approval of shop drawings, 50% on goods ready to ship.
- Start Up services require: 1. Minimum 3 weeks notice to book 2. Completion of Start-up readiness checklist.

In lieu of a formal purchase order commitment, to accept this quotation as your purchase order please sign below.

Name _____ Position _____

Signature _____ Date _____

FLOWPOINT

PRICE QUOTATION

Flowpoint Environmental Systems Inc.
191 University Blvd #467
Denver, CO 80206-4613
USA
Phone: (877) 655-5585 Fax: (888) 655-5588
Email: sales@flowpointsystems.com

Quotation Number:	0325-S-0386
Quotation Date:	2025-06-05
Expiration Date:	**2025-08-05**
Ship Via:	INCLUDED
FOB:	FOB FACTORY
Sales Person:	MICHELLE HARROD
Terms	NET 30 DAYS

Flowpoint Five Year Manufacturer's Warranty (Included):

Flowpoint Environmental Systems (Manufacturer) warranty is as follows, and extends ONLY to the original purchaser of the equipment and is limited to the purchase price of each part. Manufacturer warrant products against defects in materials or workmanship as follows:

DURATION: The Manufacturer's warranty will apply for a period of 5 (five) years from the date of shipment.

PARTS: Manufacturer will supply, at no charge, new or rebuilt replacement parts in exchange for parts that the Manufacturer determines are defective subject to the limitations of this warranty. Manufacturer warrants any such replacement parts against defects in materials or workmanship for the remaining portion of the original warranty period.

This warranty "does not cover" installation of the system or damages incurred during shipping.
This warranty "does not cover" consumer instruction, physical set up or adjustment of any electronic equipment, communication / signal reception problems, loss of use of the equipment, or unused programming charges due to equipment malfunction.
This warranty "does not cover" cosmetic damage, damage due to lightning, electrical surges, fire, flood, or other acts of God, accident, misuse, abuse, vandalism, repair or alteration by other than factory service, negligence, or improper or neglected maintenance.
This warranty "does not cover" equipment sold AS IS, REFURBISHED, or WITH ALL FAULTS, auction sales, equipment removal or reinstallation, nor equipment purchased, serviced, or operated by other dealers.

FOR INFORMATION ONLY

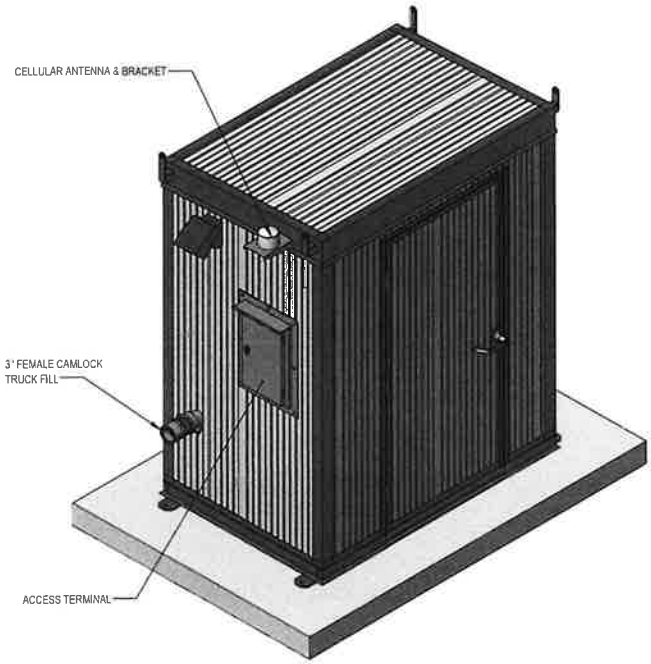

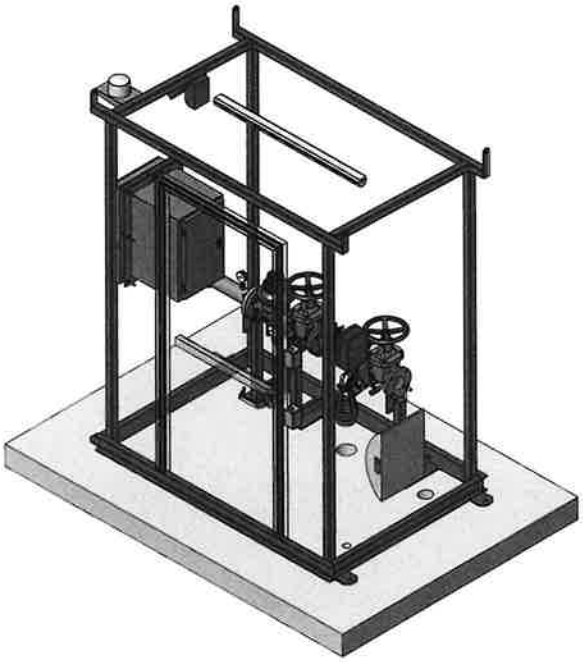

WALLS & TRIM HIDDEN FOR CLARITY
VIEW ROTATED 90 DEGREES

APPROXIMATE TOTAL WEIGHT 1112 LBS

NO	DR	CH	REVISION	APPD	DATE
			ISSUED FOR INFORMATION		

SCALE: 1:20 | UNITS: IN. LBS

FLOWPOINT
FLOWPOINT ENVIRONMENTAL SYSTEMS

INSPECTION	DATE	SIGNATURE
BEFORE FAB		
DURING FAB		
FINAL QC		

PROJECT
WATER GENERAL
BULK LOADING STATION
ENCLOSURE ASSEMBLY

CLIENT

TITLE
GENERAL ARRANGEMENT

DRAWING NO.
FULL ASSEMBLY-1

REV

FOR INFORMATION ONLY

NOTE
WALL AND ROOF COLOR TO BE WHITE-WHITE
TRIM AND FRAME COLOR TO BE ROYAL BLUE

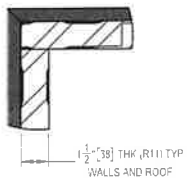

DETAIL A
SCALE 1 5

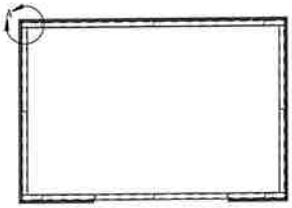

SECTION A-A

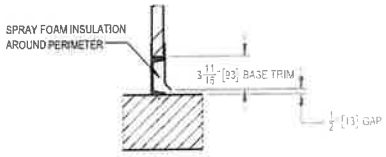

SECTION B-B
SCALE 1 10

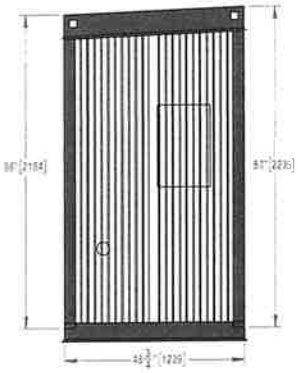

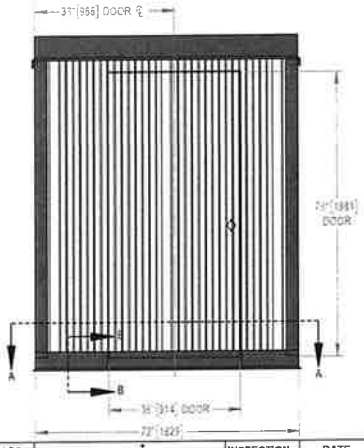



NO	DR	CH	REVISION	APPD	DATE
			ISSUED FOR INFORMATION		

SCALE: 1 25 | UNITS: IN. LBS

FLOWPOINT
FLOWPOINT ENVIRONMENTAL SYSTEMS

INSPECTION	DATE	SIGNATURE
BEFORE FAB		
DURING FAB		
FINAL QC		

PROJECT
WATER GENERAL
BULK LOADING STATION
ENCLOSURE ASSEMBLY

CLIENT

TITLE
ENCLOSURE LAYOUT

DRAWING NO.
FULL ASSEMBLY-2

REV

FOR INFORMATION ONLY

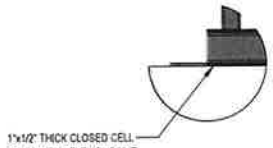

DETAIL B
SCALE 1 10

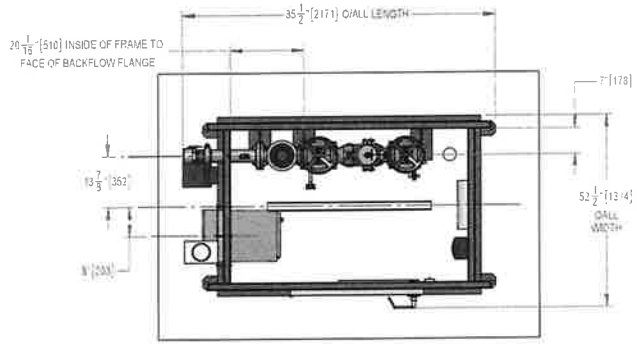



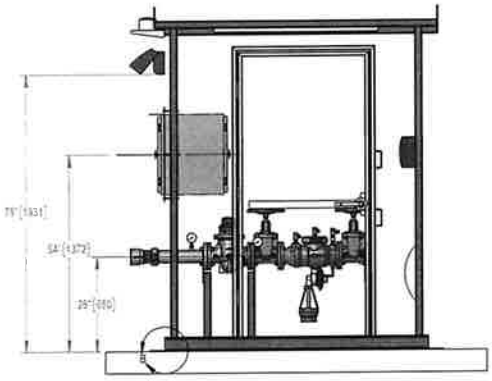

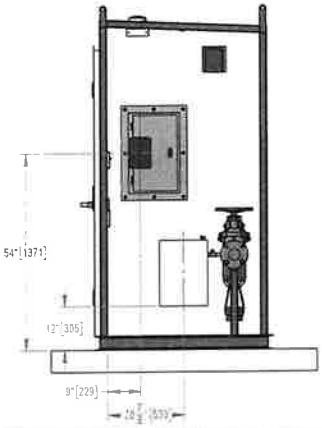

NO	DR	CH	REVISION	APPD	DATE
			ISSUED FOR INFORMATION		

SCALE: 1 25 | UNITS: IN. LBS

FLOWPOINT
FLOWPOINT ENVIRONMENTAL SYSTEMS

INSPECTION	DATE	SIGNATURE
BEFORE FAB		
DURING FAB		
FINAL QC		

PROJECT
WATER GENERAL
BULK LOADING STATION
ENCLOSURE ASSEMBLY

CLIENT

TITLE
EQUIPMENT LAYOUT

DRAWING NO.
FULL ASSEMBLY-3

REV

FOR INFORMATION ONLY

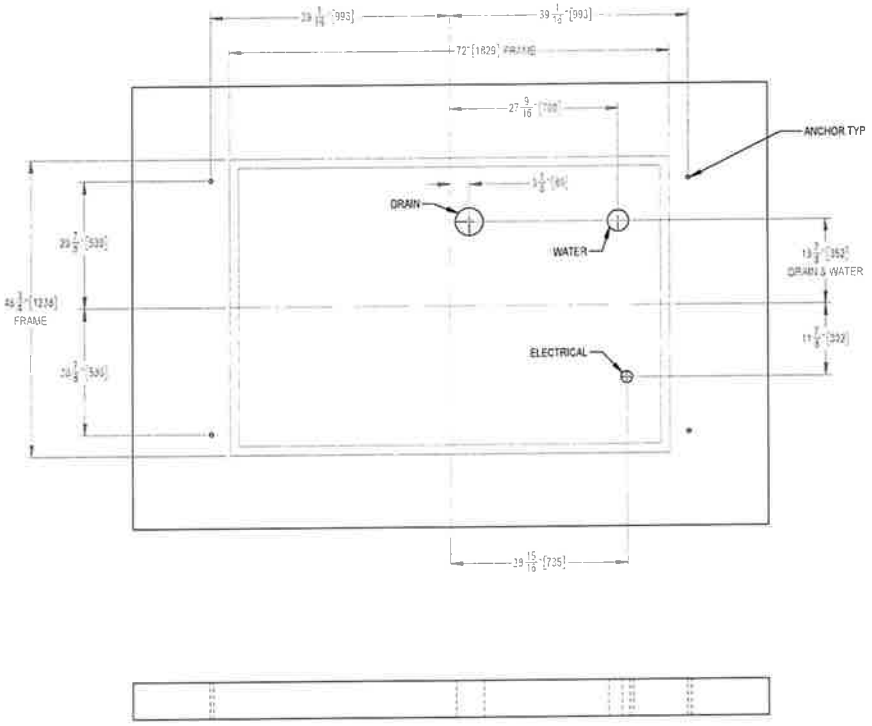

SLAB DESIGN AND ANCHORS BY OTHERS
CONTRACTOR TO CONFIRM PENETRATION LOCATIONS AND SIZES

NO	DR	CH	REVISION	APPD	DATE
			ISSUED FOR INFORMATION		

SCALE: 1:15 UNITS: IN, LBS

FLOWPOINT
FLOWPOINT ENVIRONMENTAL SYSTEMS

INSPECTION	DATE	SIGNATURE
BEFORE FAB		
DURING FAB		
FINAL QC		

PROJECT
WATER GENERAL
BULK LOADING STATION
ENCLOSURE ASSEMBLY

CLIENT

TITLE
SLAB LAYOUT

DRAWING NO.
FULL ASSEMBLY-4

REV

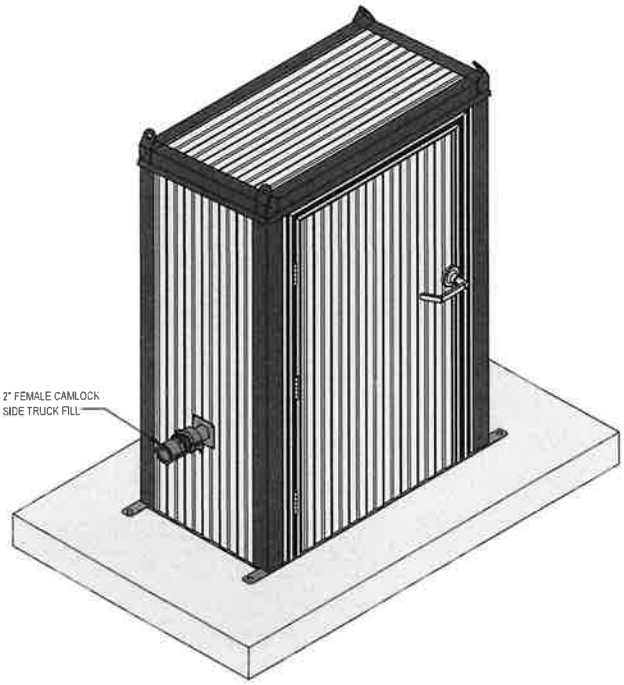

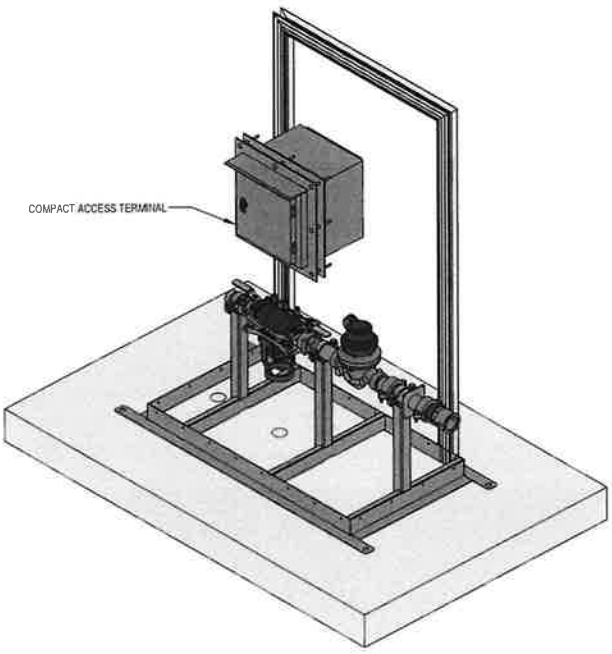

WALLS & TRIM HIDDEN FOR CLARITY
VIEW ROTATED 90 DEGREES

APPROXIMATE TOTAL WEIGHT 327 LBS [148 KG]

NO	DR	CH	REVISION	APPD	DATE
A	JRP	JB	ISSUED FOR PROPOSAL		2024-10-24

SCALE: 1:4 UNITS: IN. LBS

FLOWPOINT
FLOWPOINT ENVIRONMENTAL SYSTEMS

INSPECTION	DATE	SIGNATURE
BEFORE FAB		
DURING FAB		
FINAL QC		

PROJECT
WATER CADET
BULK LOADING STATION
ENCLOSURE ASSEMBLY

CLIENT

TITLE
GENERAL ARRANGEMENT

DRAWING NO. WC-2IN-FULL ASSEMBLY-1

REV A

NOTE
WALL AND ROOF COLOR TO BE WHITE-WHITE (QC8317)
TRIM AND FRAME COLOR TO BE HERON BLUE (QC8330)

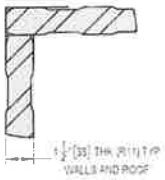

DETAIL A
SCALE 1 : 5

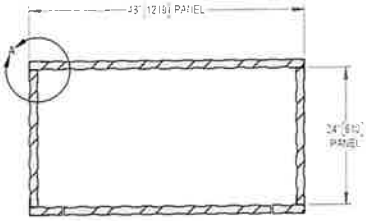

SECTION A-A

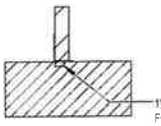

SECTION B-B
SCALE 1 : 10

1"x1/2" THICK CLOSED CELL FOAM WITH SELF-ADHESIVE BACKING (APPLIED TO BASE OF FRAME PRIOR TO FINAL LANDING ON CONCRETE)

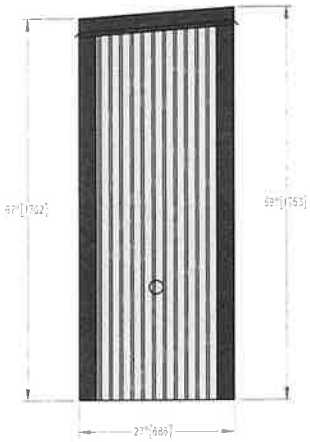





NO	DR	CH	REVISION	APPD	DATE
A	JRP	JB	ISSUED FOR PROPOSAL		2024-10-24

SCALE 1 : 6 UNITS: IN LBS

FLOWPOINT
FLOWPOINT ENVIRONMENTAL SYSTEMS

INSPECTION	DATE	SIGNATURE
BEFORE FAB		
DURING FAB		
FINAL QC		

PROJECT
WATER CADET
BULK LOADING STATION
ENCLOSURE ASSEMBLY

CLIENT

TITLE
ENCLOSURE LAYOUT

DRAWING NO. WC-2IN-FULL ASSEMBLY-2

REV A

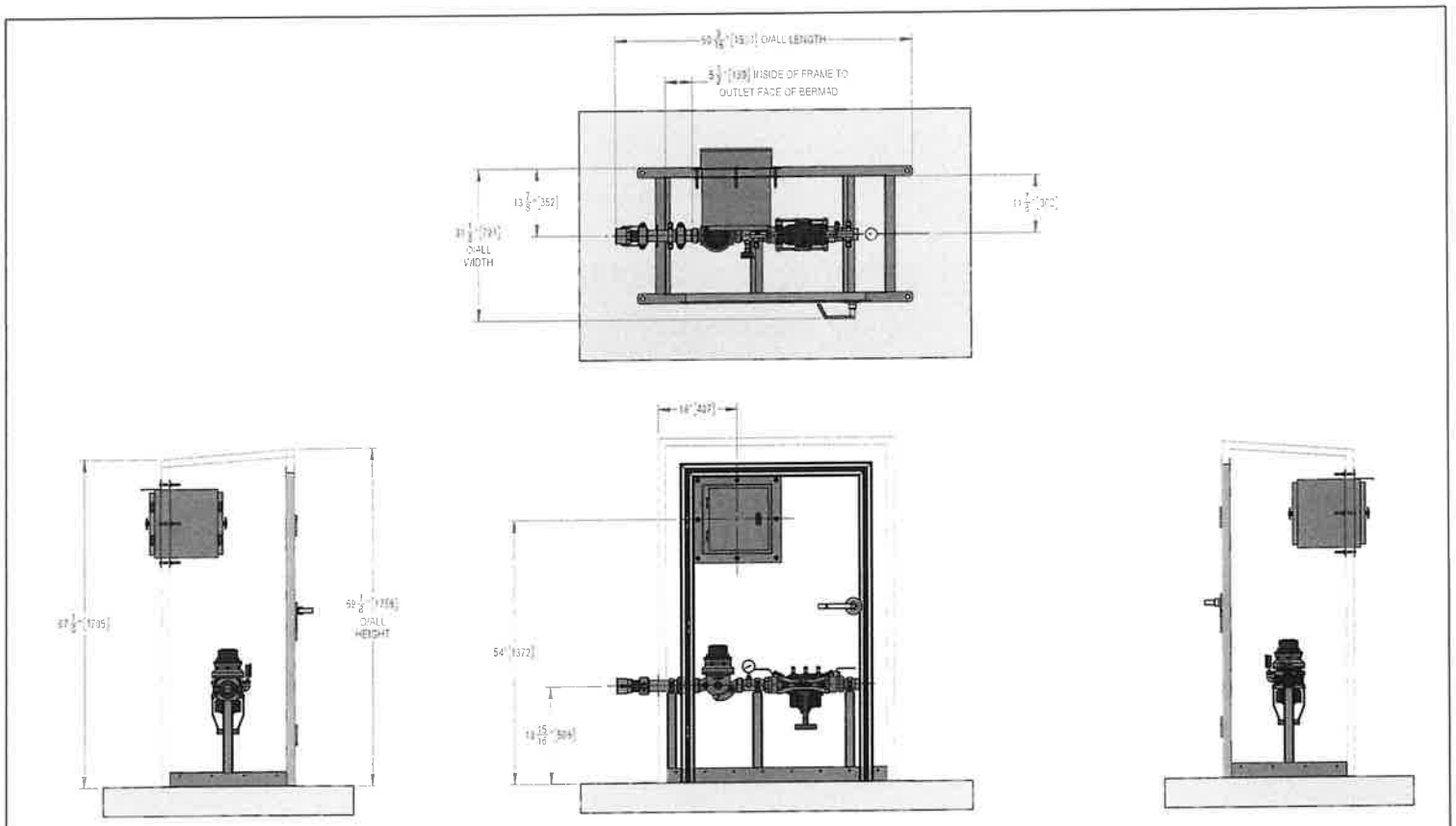

NO	DR	CH	REVISION	APPD	DATE
A	JRP	JB	ISSUED FOR PROPOSAL		2024-10-24

SCALE: 1:15 | UNITS: IN, LBS

FLOWPOINT
FLOWPOINT ENVIRONMENTAL SYSTEMS

INSPECTION	DATE	SIGNATURE
BEFORE FAB		
DURING FAB		
FINAL QC		

PROJECT: WATER CADET BULK LOADING STATION ENCLOSURE ASSEMBLY

CLIENT

TITLE: EQUIPMENT LAYOUT

DRAWING NO.: WC-2IN-FULL ASSEMBLY-3

REV: A

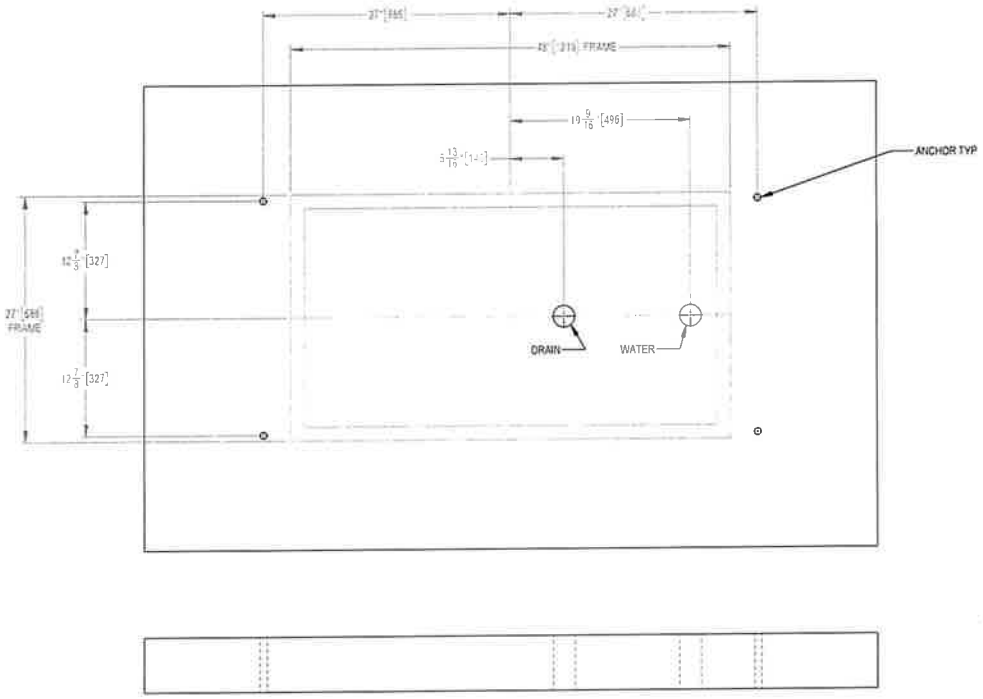

SLAB DESIGN AND ANCHORS BY OTHERS
CONTRACTOR TO CONFIRM PENETRATION LOCATIONS AND SIZES

NO	DR	CH	REVISION	APPD	DATE
A	JRP	JB	ISSUED FOR PROPOSAL		2024-10-24

SCALE: 1:10 UNITS: IN_LBS

FLOWPOINT
FLOWPOINT ENVIRONMENTAL SYSTEMS

INSPECTION	DATE	SIGNATURE
BEFORE FAB		
DURING FAB		
FINAL QC		

PROJECT
WATER CADET
BULK LOADING STATION
ENCLOSURE ASSEMBLY

CLIENT

TITLE
SLAB LAYOUT

DRAWING NO. WC-2IN-FULL ASSEMBLY-4

REV A

ITEM	QTY.	DESCRIPTION
1	1	COMPACT ACCESS TERMINAL THRU-WALL

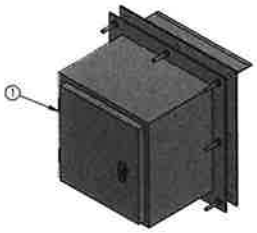

NO	DR	CH	REVISION	APPD	DATE
A	JRP	JB	ISSUED FOR PROPOSAL		2024-10-24

SCALE: 1:10 | UNITS: IN. LBS

FLOWPOINT
FLOWPOINT ENVIRONMENTAL SYSTEMS

INSPECTION	DATE	SIGNATURE
BEFORE FAB		
DURING FAB		
FINAL QC		

PROJECT
WATER CADET
BULK LOADING STATION
ENCLOSURE ASSEMBLY

CLIENT

TITLE
ELECTRICAL COMPONENTS

DRAWING NO.
WC-2IN-FULL ASSEMBLY-5

REV
A

C:\Users\23 | Flowpoint LLP\Flow Water Cadet\WC-2IN-FULL ASSEMBLY

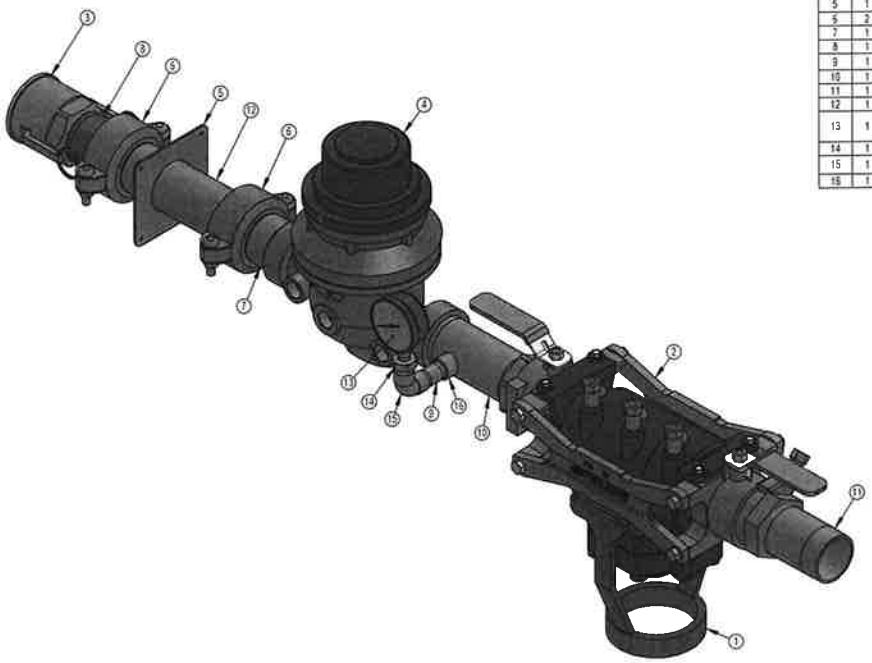

ITEM	QTY	DESCRIPTION	LENGTH	MATERIAL
1	1	AIR GAP ADAPTOR FITTING 1-1/4"-2" 375XL VALVE SIZES 3" IPS SLIP OUTLET WILKINS AG-12		CI
2	1	BACKFLOW PREVENTER REDUCED PRESSURE PRINCIPLE ASSEMBLY 2" WILKINS 375XL		BRASS / NYLON
3	1	CAMLOCK 2" FEMALE x FNPT		ALUMINUM
4	1	CONTROL VALVE SOLENOID CONTROLLED HYDROMETER 120VAC 150# 2" BERMAD IWW-2"-910ME-03-G03-G-C-NP-EB-SAC-NN-N		DI W/ EPOXY
5	1	ESCUTCHEON PLATE 2" PIPE Ø2-1/2 OPENING 12GA 4-1/2" x 4-1/2"	4 1/2"	SS304/304L
6	2	GROOVED COUPLING RIGID 2" VICTAULIC QUICKVIC 107V - L020107		DI / EPDM
7	1	HALF NIPPLE SCH 40 2" GRV x MNPT	3"	SS304/304L
8	1	HALF NIPPLE SCH 80 2" GRV x MNPT	3"	PVC
9	1	PIPE NIPPLE SCH 40 1/2" MNPT x MNPT	2"	SS304/304L
10	1	PIPE NIPPLE SCH 40 2" MNPT x MNPT	5"	SS304/304L
11	1	PIPE NIPPLE SCH 40 2" MNPT x MNPT	4"	SS304/304L
12	1	PIPE SCH 10S 2" GRV x GRV	7 9/16"	SS304/304L
13	1	PRESSURE GAUGE 2-1/2" FACE ¼" MNPT 0-150 PSI/KPA LIQUID FILLED WINTERS PFO805LF OR WIKA 213.53DW		
14	1	THREADED BUSHING 150# 1/2" x 1/4"		SS304/304L
15	1	THREADED ELBOW 90 150# 1/2"		SS304/304L
16	1	THREADED HALF COUPLING 150# 1/2"		SS304/304L

NO	DR	CH	REVISION	APPD	DATE
A	JRP	JB	ISSUED FOR PROPOSAL		2024-10-24

SCALE: 1:4 UNITS: IN. LBS

FLOWPOINT
FLOWPOINT ENVIRONMENTAL SYSTEMS

INSPECTION	DATE	SIGNATURE
BEFORE FAB		
DURING FAB		
FINAL QC		

PROJECT: WATER CADET BULK LOADING STATION ENCLOSURE ASSEMBLY

CLIENT:

TITLE: MECHANICAL COMPONENTS

DRAWING NO.: WC-2IN-FULL ASSEMBLY-6

REV: A

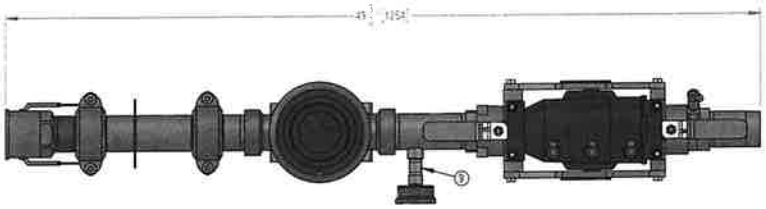

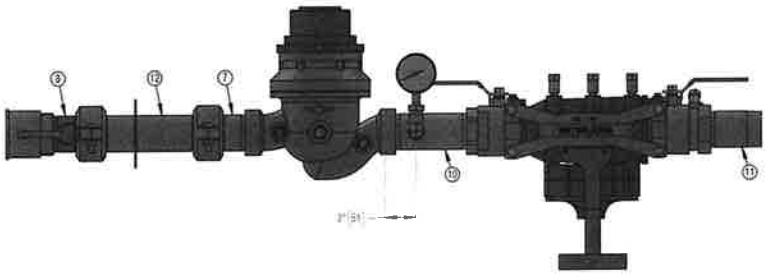

NO	DR	CH	REVISION	APPD	DATE
A	JRP	JB	ISSUED FOR PROPOSAL		2024-10-24

SCALE: 1:5 | UNITS: IN, LBS

FLOWPOINT
FLOWPOINT ENVIRONMENTAL SYSTEMS

INSPECTION	DATE	SIGNATURE
BEFORE FAB		
DURING FAB		
FINAL QC		

PROJECT: WATER CADET BULK LOADING STATION ENCLOSURE ASSEMBLY

CLIENT:

TITLE: MECHANICAL LAYOUT

DRAWING NO.: WC-2IN-FULL ASSEMBLY-7

REV: A